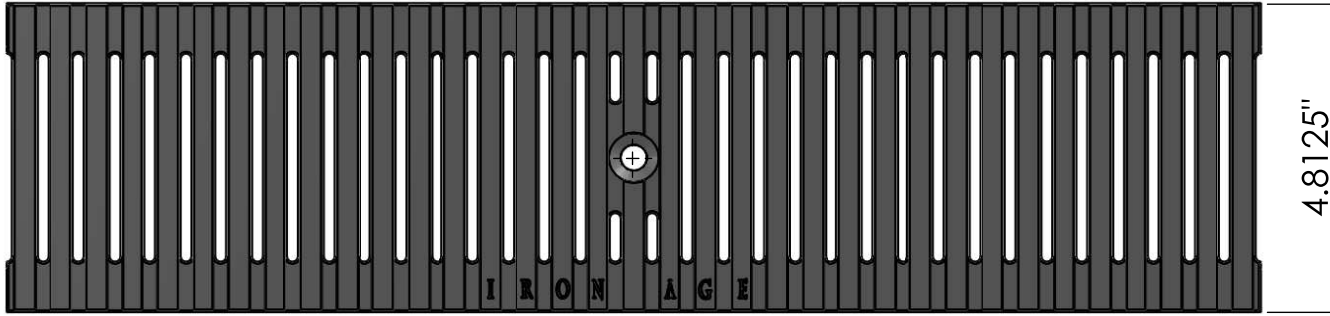


TOP

Scale 1:5

19.60"



4.8125"

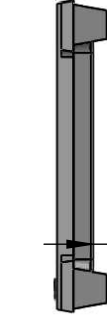
IRON AGE

END

Scale 1:5

0.8125"

0.5625"



0.25"

0.25"


SIDE

Scale 1:5



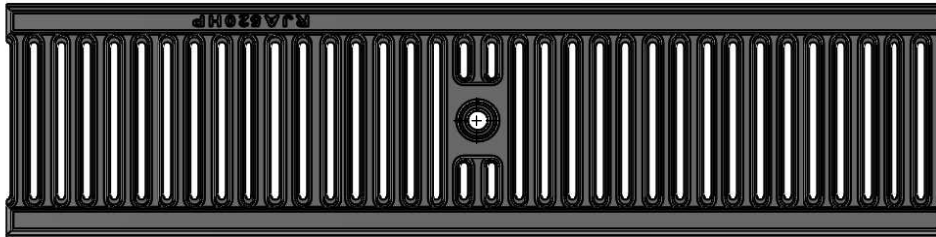
PERSPECTIVE

Scale 1:3



BOTTOM

Scale 1:4



NOTES:

1. Material: Cast iron
2. Finish: Natural
3. No openings greater than 1/4"
4. Heelproof & ADA compliant
5. Fits drain channel manufactured by: MEA® 1000 Series
6. Weight approx. <10 lbs
7. Due to casting inconsistencies all dimensions are nominal


IRON AGE 2104 SW 152nd St. #4 TEL 206.276.0925
 DESIGNS Burién, WA 98166 FAX 206.257.0318
 www.ironagedesigns.com

Regular Joe 5"x20" Heel-Proof Trench Grate

JOB NO. Drawn by: JH
 DWG. NO. RJ0E.A.5x20_HP Date: 8/7/12
Scale: NTS