ANRIN

LEADING WATER



General catalogue

01.01.2021

Private / residential buildings
Commercial buildings
Urban development

ANRIN

04 LEADING WATER
06 Design
08 Quality
10 Contact person
12 Gradient types
13 System elements
14 Grate design
240 Drainage systems overview

Private / residential buildings

SELF 100 Channel

38 Product specifications
40 Cover gratings
41 Joint system
42 Accessories
43 Installation instructions

SELF Eco

44 Product specifications
46 Cover gratings
47 Joint system
48 Accessories

SELF Mini

50 Product specifications
52 Cover gratings / accessories
53 Joint system

Plastic channels PP 080

54 Product specifications
56 Cover gratings
56 Accessories

Plastic channels PP EVO 063

58 Product specifications
60 Cover gratings
60 Accessories

Plastic channels PP EVO 0100

62 Product specifications
64 Cover gratings
64 Accessories

Plastic channels PP EVO 0150

66 Product specifications
68 Cover gratings
68 Accessories

Plastic channels LC-150 090

70 Product specifications
72 Cover gratings
72 Accessories

Plastic channels LC-150 125

74 Product specifications
76 Cover gratings
76 Accessories

Plastic channels LC-150 150

78 Product specifications
80 Cover gratings
80 Accessories

SELF-150 Channel

82 Product specifications
84 Cover gratings
85 Joint system

SELF-200 Channel

86 Product specifications
88 Cover gratings
89 Accessories

SELF GL-100

90 Product specifications
92 Cover gratings
93 Accessories

94 SELF installation instructions

KE-100 Reinforced edge Channel

96 Product specifications
98 Cover gratings
99 Joint system
99 Closure technology
100 Accessories
100 Installation instructions

KC-100 Reinforced edge Channel

102 Product specifications
104 Cover gratings
105 Joint system
105 Closure technology
106 Accessories

SELF Courtyard Inlets

108 Product specifications
110 Cover gratings
111 Installation instructions

SELF Comfort Boot Scraper

112 Product specifications
114 Cover gratings
115 Installation instructions

Commercial buildings

SELF Comfort Boot Scraper

112 Product specifications
114 Cover gratings
115 Installation instructions

KE-100 Reinforced edge Channel

118 Product specifications
120 Cover gratings
121 Joint system
121 Closure technology
122 Accessories

KE-150 Reinforced edge Channel

124 Product specifications
126 Cover gratings
127 Joint system
127 Closure technology
128 Accessories

KE-200 EReinforced edge Channel

130 Product specifications
132 Cover gratings
133 Joint system
133 Closure technology
134 Accessories
135 Installation instructions

KF-100 Reinforced edge Channel

136 Product specifications
138 Cover gratings
139 Joint system
139 Closure technology
140 Accessories
141 Installation instructions

SF-100 Heavy Duty Channel

142 Product specifications
144 Cover grating
145 Joint system
145 Closure technology
146 Accessories

SF-150 Heavy Duty Channel

148 Product specifications
150 Cover grating
151 Joint system
151 Closure technology
152 Accessories

SF-200 Heavy Duty Channel

154 Product specifications
156 Cover grating
157 Joint system
157 Closure technology
158 Accessories

SF-300 Heavy Duty Channel

160 Product specifications
162 Cover grating
163 Joint system
163 Closure technology
164 Accessories
165 Installation instructions

Heavy Duty Channel monolithic design SOLID BLOCK 200

166 Product specifications
168 Closure technology
169 Cover grating
169 Accessories
170 Installation instructions

Point Inlet C250

172 Product specifications

Urban development / municipalities

SELF Comfort Boot Scraper

112 Product specifications
114 Cover gratings
115 Installation instructions

KE-100 Reinforced edge Channel

118 Product specifications
120 Cover gratings
121 Joint system
121 Closure technology
122 Accessories

KE-150 Reinforced edge Channel

124 Product specifications
126 Cover gratings
127 Joint system
127 Closure technology
128 Accessories

KE-200 Reinforced edge Channel

130 Product specifications
132 Cover gratings
133 Joint system
133 Closure technology
135 Installation instructions

KF-100 Reinforced edge Channel

136 Product specifications
138 Cover gratings
139 Joint system
139 Closure technology
140 Accessories
141 Installation instructions

SF-100 Heavy Duty Channel

142 Product specifications
144 Cover grating
145 Joint system
145 Closure technology
146 Accessories

SF-150 Heavy Duty Channel

148 Product specifications
150 Cover gratings
151 Joint system
151 Closure technology
152 Accessories

SF-200 Heavy Duty Channel

154 Product specifications
156 Cover grating
157 Joint system
157 Closure technology
158 Accessories

SF-300 Heavy Duty Channel

160 Product specifications
162 Cover grating
163 Joint system
163 Closure technology
164 Accessories
165 Installation instructions

Heavy Duty Channel monolithic design SOLID BLOCK 200

166 Product specifications
168 Closure technology
169 Cover grating
169 Accessories
170 Installation instructions

Point Inlet C250

172 Product specifications

Z-100 Slotted Channels

176 Product specifications
178 Joint system
179 Accessories

Z-150 Slotted Channels

180 Product specifications
182 Joint system
183 Accessories

Sports facilities

IAAF-conform

Channel 125 (Type A/B/E/F)

186 Product specifications
188 Area of application
189 Installation instructions
190 Accessories

Channel 125 (Type C.1/C.2/C.3/C.4)

192 Product specifications
194 Area of application
195 Installation instructions
196 Accessories

Channel 125 (Type C.5/C.6/C.7/C.8)

198 Product specifications
200 Area of application
201 Installation instructions
202 Accessories

Drainage system Tray channel

204 Product specifications
206 Area of application
207 Installation instructions

Drainage system Tray channel with groove

208 Product specifications
210 Area of application
211 Installation instructions

Edging system Turf edge plate

212 Product specifications
214 Area of application
215 Installation instructions

Drainage system NW 100 / 125 synthetic turf

216 Product specifications
218 Area of application
219 Installation instructions

Clamping block edging system

220 Product specifications
221 Installation instructions

Clamping rail edging system

222 Product specifications
223 Installation instructions

Soft-edge block

224 Product specifications
225 Installation example
226 Area of application
227 Laying instructions

Sand collecting channel

228 Product specifications
229 Installation example
230 Area of application
231 Laying instructions

Cable distribution shaft

232 Product specifications
234 Area of application
235 Installation instructions

LEADING WATER

The water cycle is a symbol of life on our planet. We shape the cycle in our environment. We guide water to our components and lead it away. For us Leading Water means developing products of the highest class, which set new standards in terms of design, functionality, technology and materials.

In touch visuals

For us, design means more than just defining the appearance of a product. Materials, haptics and durability are essential factors that characterise ANRIN products along with their appearance. We are a design-oriented company. Our surface structures can be found all over Europe.

In our element.
We deliver the highest level
of performance and quality.

The basis – Polymer concrete

Consisting of naturally occurring quartz and resin, the material has particularly advantageous structural and ecological characteristics.

In comparison with conventional cement-bound materials, polymer concrete enables the creation of unit weights that are easy to handle. This saves time and money when processing components on site.

The high quality of the individual components and the closed material matrix make the ANRIN polymer concrete liquid-tight and highly corrosion-resistant to a large number of other substances. This allows areas to be constructed the drain off rainwater in a targeted manner, and reliably protect the groundwater from ecological contamination.

Our drainage systems (KE & SF) have been tested and certified in accordance with DIN EN 1433 and KIWA BRL 5211.

Another special feature of the KF and SF channels is the building authority approval by the DIBt for use in storage, filling and handling (short: LAU) systems.



ANRIN sales areas Germany

Sales Manager Germany
Markus Stöppel
Mobile: +49 (0) 171. 759 78 14
Telephone: +49 (0) 29 47. 97 81-0
Fax: +49 (0) 29 47. 97 81-50
markus.stoeppel@anrin.com

Sales Manager International
Markus Bürger
Mobile: +49 (0) 151. 57 12 01 20
Telephone: +49 (0) 29 47. 97 81-0
Fax: +49 (0) 29 47. 97 81-50
markus.buerger@anrin.com

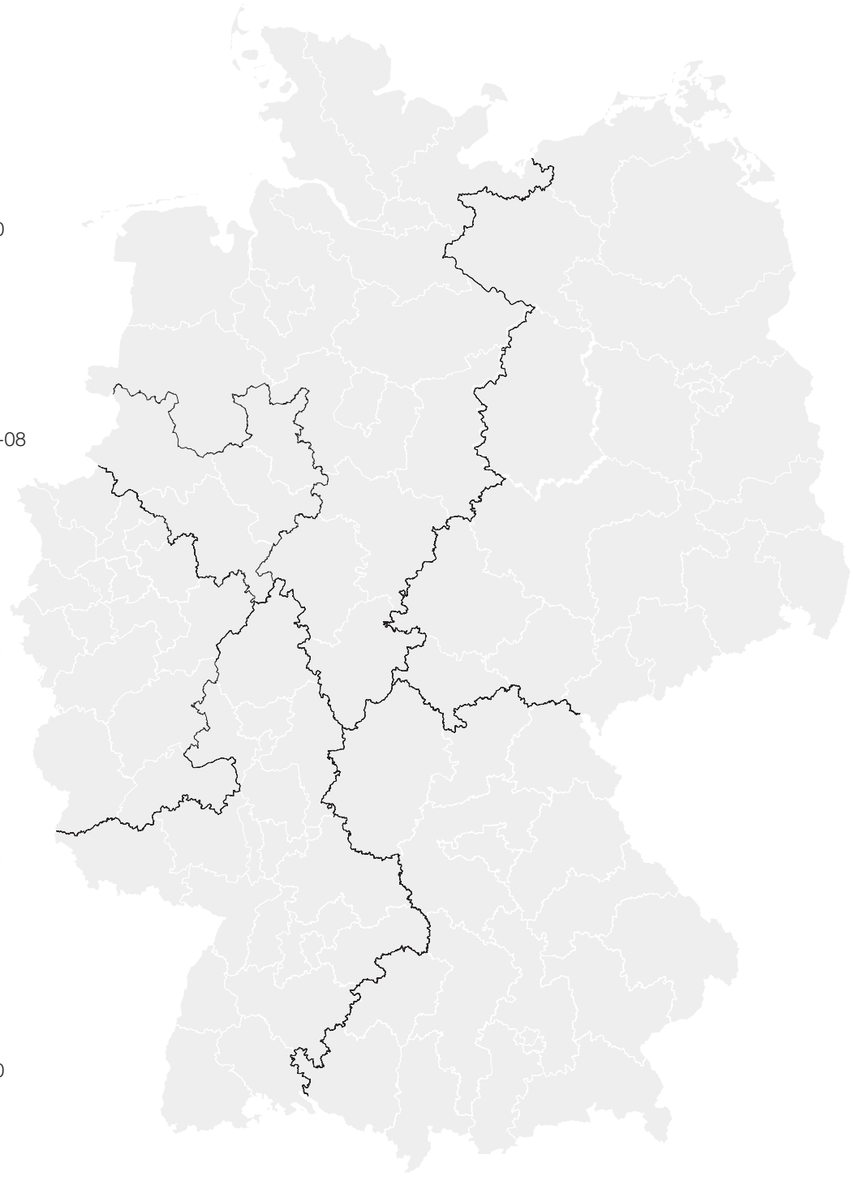

Area Manager North
Andreas Paulsen
Mobile: +49 (0) 151.25 09 79 13
Telephone: +49 (0) 29 47. 97 81-0
Fax: +49 (0) 29 47. 97 81-50
andreas.paulsen@anrin.com

Area Manager East
Burkhard Kledisch
Mobile: +49 (0) 151. 41 40 08 32
Telephone: +49 (0) 359 32. 35 97-08
Fax: +49 (0) 359 32. 35 97-09
burkhard.kledisch@anrin.com

Area Manager West
Niels Barkemeyer
Mobile: +49 (0) 170.236 91 68
Telephone: +49 (0) 29 47.97 81-0
Fax: +49 (0) 29 47.97 81-50
niels.barkemeyer@anrin.com

Area Manager South-West
Friedrich Homann
Mobile: +49 (0) 170.69 83 579
Telephone: +49 (0) 29 47.97 81-0
Fax: +49 (0) 29 47.97 81-50
friedrich.homann@anrin.com

Area Manager South
Markus Schädlich
Mobile: +49 (0) 160.96 82 07 06
Telephone: +49 (0) 29 47. 97 81-0
Fax: +49 (0) 29 47. 97 81-50
markus.schaedlich@anrin.com





ANRIN in Germany | Austria | Belgium | Bulgaria | Czechia | Denmark | Finland | France | Greece | Iceland | Italy | Luxembourg | Netherlands | Norway | Poland | Portugal | Sweden | Switzerland | ANRIN International

Gradient types

Surface drainage using channels is usually carried out according to
3 different principles. In the case of a water level gradient, the natural slope of the terrain determines the gradient. The water runs off with the gradient of the water level. When laying with stepped slopes, an artificial slope is created by installing stepped channels and transition wedges. The highest flow velocity with simultaneous self-cleaning effect is achieved by laying the channels with a gradient of their own. All types of gradients can be combined with each other according to hydraulic requirements and topographical conditions.

Example - Slope invert 0.5%

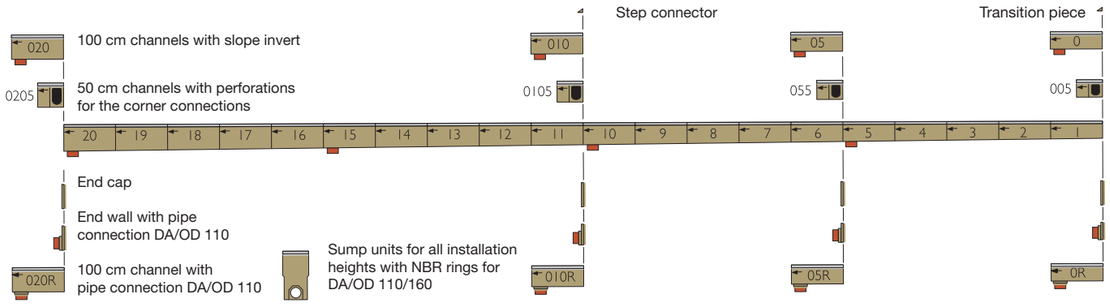

Example - Stepped invert

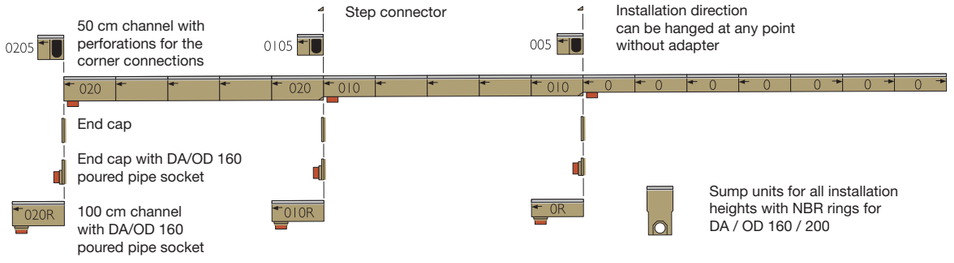

Example - Constant invert

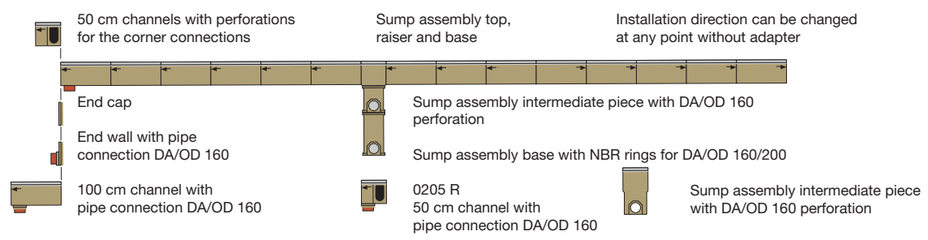

Combinations of system elements

With our drainage systems, channels can be planned in an unlimited number of ways. Thanks to the UNILINK joint system, the individual elements can be combined particularly easily and without complications.

1. Vertical connection to the pipeline via a channel with a pipe socket, at the end or in the middle of the channel run.

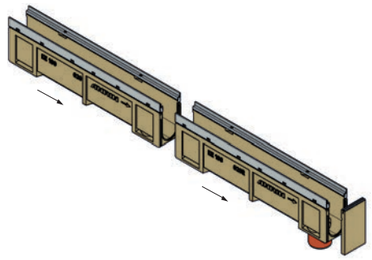

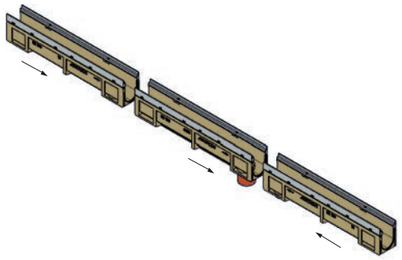

2. Installation of an inlet box at the end or in the middle of a channel run.

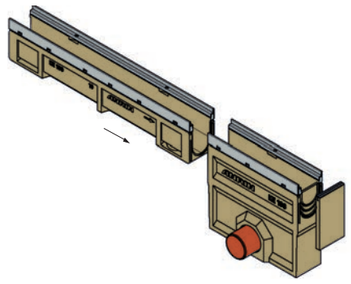

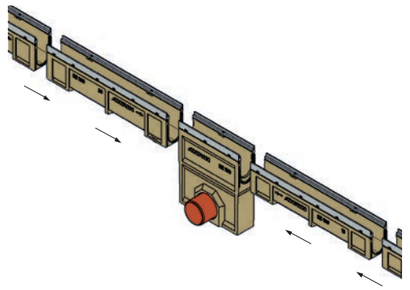

3. Corner connection with channel element with lateral preformed sections. Can be installed in the incoming or outgoing leg of the channel run.

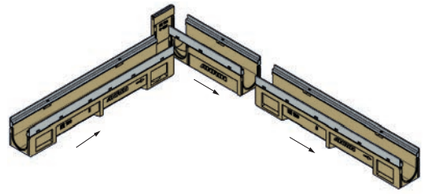

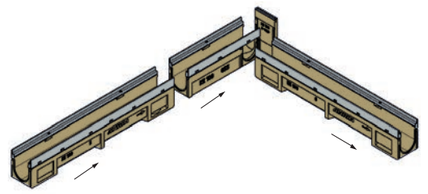

4. T-joint with central placement of the channel element with preformed section for possible connection.

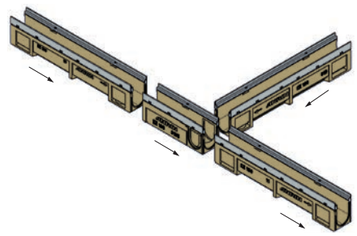

Slotted grating OvalGrip design

Plastic (grey / black)
Load classes: **B125 / C250**
Length: 50 cm, SW 8 mm
–
Cast iron (CDC-coated)
Load classes: **C250 / E600***
Length: 50 cm, SW 8 mm

*No cross drainage from busy roads

Web grating OvalGrip design

The unique grate design of ANRIN sets impressive bright accents and fits into both modern architectural environments and historical ambience. The structured surface with its large opening cross-section guarantees both good water intake and good grip for vehicles and people. In the modern plastic version you also have the advantage of complete corrosion resistance.

Cover gratings in different materials and forms complement the ANRIN drainage channel systems. Cover gratings from ANRIN offer a safe and durable channel end for every aesthetic requirement and a variety of uses.

Available in grey plastic (load class B125) or black (load class C250)
or as cast iron grate with cathodic dip coating (load class C250 / E600*)
*No cross drainage from busy roads











+ unique design
+ goes well with modern and historic ambiances
+ structured surface guarantees good water intake
+ large opening cross-section

Longitudinal profile grating

Stainless steel
Load classes: **B125, D400***
Length: 50 cm, 100 cm

*No cross drainage from busy roads

Longitudinal profile grating

The elegant and straight-lined design of the longitudinal profile grating creates an elegant, linear surface with minimal visibility into the channel. The polished surface not only gives it a very high-quality appearance, but also offers very high corrosion protection thanks to the stainless steel production. This design offers a large inlet cross-section, high safety in barefoot areas, as well as minimal dirt ingress into the channel.







+ elegant linear design
+ polished surface
+ high corrosion protection thanks to stainless steel
+ minimum dirt ingress into the channel
+ nevertheless large opening cross-section
+ minimal visibility into the channel
+ safety in barefoot areas

Slotted grating HEELGUARD

Cast iron (painted black)
Load classes: **D400***
Length: 50 cm, SW 6 mm

*No cross drainage from busy roads

Slotted grating HEELGUARD

The elegant and straight-lined design of the HEELGUARD slotted grating creates an almost flat surface with minimal visibility into the channel. The large number of slots, which are only 6 mm wide, results in a standard opening cross-section and offers high safety in barefoot areas as well as minimal dirt ingress into the channel.







+ elegant, straight-line design
+ minimal visibility into the channel
+ minimal dirt ingress into the channel (leaf on the channel)
+ standard opening cross section
+ safety in barefoot areas

Slotted grating SW 10

The cast iron class C250 slotted grating with a slot width of 10 mm is the standard form of all ANRIN web gratings. The allusion to cubism with its reduced, black, yet playful design in the details turns that which is necessary into something special. An eye-catcher for those with an eye for special details. In addition, the channel design offers minimal dirt ingress into the channel and particularly high corrosion protection.







+ classic design
+ rounded inlet slots allow little dirt through

Slotted grating SW 10

Cast iron (painted black)
Load classes: **C250**
Length: 50 cm, SW 10 mm

Longitudinal-
bar grating

Cast iron (CDC-coated)
Load classes: **D400***
Length: 50 cm, MW 25 x 10 mm

*No cross drainage from busy roads

Longitudinal- bar grating

The classic and straight-lined design of the cast iron longitudinal- bar grating results in a classic-looking surface with minimal visibility into the channel. The mesh size of 25 x 10 mm results in a standard opening cross-section and offers high safety in barefoot areas as well as minimal dirt ingress into the channel.







+ linear design without rough edges
+ large opening cross-section

Mesh grating

Steel (galvanised), stainless steel
Load classes: **B125, C250, D400***
Length: 50 cm, 100 cm
MW 30 x 14 mm / 30 x 10 mm /
20 x 14 mm

*No cross drainage from busy roads

Mesh grating

The mesh grating is characterised by its classic, technical design. The linear metal look is a modern classic that combines lightness and quality with the best features. The maximum opening cross-section allows a high flow rate. The material properties ensure very good corrosion protection through high-quality hot-dip galvanising or even through the use of stainless steel.







+ classic, technical design
+ high corrosion protection through hot-dip galvanising or stainless steel
+ maximum opening cross-section

Perforated grating

An extraordinary design in combination with minimal visibility into the channel give the perforated grating its unique look and also ensure extremely low dirt ingress and maximum safety in barefoot areas.







+ minimum dirt ingress into the channel
+ minimal visibility into the channel
+ safety in barefoot areas

Perforated grating

Steel (galvanised), stainless steel
Load classes: **A15, C250**
Length: 50 cm, 100 cm, Ø 6 mm

Slotted grating

Steel (galvanised), stainless steel
Load classes: **A15, C250**
Length: 50 cm, 100 cm, SW 10 mm

Slotted grating

For many years, ANRIN's slotted grating design has been under ongoing technical and visual development. The ribbed webs have become rounder to increase water absorption. The construction has been reinforced to withstand even greater forces. The anti-slip properties have been increased by the symmetrical knobs. The technical evolution of a design classic.







+ classic design
+ rounded inlet slots allow little dirt through
+ high corrosion protection thanks to stainless steel

Design grating CELTIC

Cast iron (uncoated)
Load classes: **C250**
Length: 50 cm, SW 10 mm

Design grating CELTIC

The CELTIC design was developed based on Celtic ornaments and knots and forms a creative contrast to straight paving. The eye-catching colouring due to the "rusting" surface particularly emphasises this design.







The CELTIC design was developed based on Celtic ornaments and knots and forms a creative contrast to straight paving. The eye-catching colouring due to the "rusting" surface particularly emphasises this design.

Slotted steel grating MASSIV 32

The design gratings catch the eye and make a statement with their unmistakable design of the 32 solid webs. Design is in the detail. If you value quality, you don't take the grate “off the rack”, you don't leave the details to chance, you set high-quality accents.







The MASSIV design is reminiscent of a Greek frieze pattern. The ladder-like interlocking rows of webs give the grate its incredible stability. In this minimal design, the colour of the material creates a special accent.

Slotted steel grating MASSIV 32

Cast iron (uncoated)
Load classes: **E600***
Length: 50 cm, SW 11 mm

*No cross drainage from busy roads

Design grating LEAF

Cast iron (uncoated)
Load classes: **C250**
Length: 50 cm, SW 5-9 mm

The design gratings catch the eye and make a statement with their unmistakable design. Design is in the detail. If you value quality, you don't take the grate “off the rack”, you don't leave the details to chance, you set high-quality accents.







The LEAF design was developed based on leaf shapes and is a creative contrast to linear flooring surfaces. The eye-catching colouring due to the "rusting" surface particularly emphasises this design.

Table of contents
Private / residential buildings

SELF 100 Channel

38 Product specifications
40 Cover gratings
41 Joint system
42 Accessories
43 Installation instructions

SELF Eco

44 Product specifications
46 Cover gratings
47 Joint system
48 Accessories

SELF Mini

50 Product specifications
52 Cover gratings
52 Accessories
53 Joint system

Plastic channels PP 080

54 Product specifications
56 Cover gratings
56 Accessories

Plastic channels PP EVO 063

58 Product specifications
60 Cover gratings
60 Accessories

Plastic channels PP EVO 0100

62 Product specifications
64 Cover gratings
65 Accessories

Plastic channels PP EVO 0150

66 Product specifications
68 Cover gratings
69 Accessories

Plastic channels LC-150 090

70 Product specifications
72 Cover gratings
72 Accessories

Plastic channels LC-150 125

74 Product specifications
76 Cover gratings
76 Accessories

Plastic channels LC-150 150

78 Product specifications
80 Cover gratings
80 Accessories

SELF-150 Channel

82 Product specifications
84 Cover gratings
85 Accessories

SELF-200 Channel

86 Product specifications
88 Cover gratings
89 Accessories

SELF GL-100

90 Product specifications
92 Cover gratings
93 Accessories

94 SELF installation instructions

KE-100 Reinforced edge Channel

96 Product specifications
98 Cover gratings
99 Joint system
100 Closure technology
100 Accessories
101 Installation instructions

KC-100 Reinforced edge Channel

102 Product specifications
104 Cover gratings
105 Joint system
105 Closure technology
106 Accessories

SELF Courtyard Inlets

108 Product specifications
110 Cover gratings
111 Installation instructions

SELF Comfort Shoe Scraper

112 Product specifications
114 Cover gratings
115 Installation instructions



ANRIN SELF-100 Channels



ANRIN SELF channels and construction elements

A channel system without edge protection and special closure technology, developed for houses and apartment buildings. The components are mainly used in driveways, walkways, courtyards, house entrances and terraces. Due to the low traffic loads caused by people and car traffic, small channel cross-sections with simple covers for low loads can be selected, which also simplifies installation for private users. In modern gardening and landscaping, a wide variety of design forms for paving / slabbed surfaces are used. The different grate variants of the SELF-100 channels made of steel, stainless steel, cast iron and plastic can be used to set special accents.

ANRIN SELF polymer concrete construction elements

ANRIN classics provide reliable help. Be it continuous rain, cloudburst or thaw: the ANRIN SELF-100 drainage system made of resilient polymer concrete ensures that you don’t have to walk through puddles on your way across the yard, to the garage or into the house. For structural implementation and a visually appealing individual design of the cover, a variety of gratings made of different materials are available. A complete construction kit for DIY jobs consists of 1 m long channel elements, 50 cm long compensation pieces, the matching end walls for channel run closure and a 50 cm long inlet box with dirt trap bucket and connection opening. As a special little "helper" for the connection to the pipeline, the developers at ANRIN have come up with a channel variant featuring a built-in pipe socket. This allows a perfectly fitting connection to be made in a few simple steps.

Product specifications	
Material	Polymer concrete
Length	50 / 100 cm
Width	12 cm
Height	10 cm
Weight	4.5 / 8.0 kg
Nominal width	100 mm
Joint type	UNILINK®-joint
Fastening	Locking mechanism
Load capacity	Slotted steel grating cl. A15, Stainless steel longitudinal profile grating cl. B125 Galvanised mesh grating cl. B125, Slotted cast iron grating, cl. B125, slotted plastic grating, cl. B125
Cover gratings	Freely selectable

Polymer concrete – Material properties	
Bending tensile strength	> 22 N/mm²
Compressive strength	> 90 N/mm²
Modulus of elasticity	ca. 25 kN/mm²
Density	2.1 - 2.3 g/cm³
Water penetration depth	0 mm

SELF-100 Channel dimensions



Cover gratings

For the SELF-100 channels there are 5 types of cover grating available: galvanised steel web grating, galvanised meshed grating, stainless steel slotted profile grating, black plastic grating and cast iron grating in OvalGrip design in class B125. A galvanised slot attachment with a lateral slot is available for this system.



Slotted grating

galvanised steel, stainless steel
Length: 50 cm, 100 cm,

Load classes:
A15



Longitudinal profile grating

stainless steel
Length: 50 cm, 100 cm

Load classes:
A15



Mesh grating

galvanised steel
Length: 50 cm, 100 cm

Load classes:
B125



Slotted grating OvalGrip Design

cast-iron
Length: 50 cm

Load classes:
B125



Slotted grating OvalGrip Design

plastic (black)
Length: 50 cm

Load classes:
B125



Slotted top

with side flush slot
galvanised steel
Length: 50 cm, 100 cm
Load classes:
A15, B125



Slotted top

with maintenance opening (left)
galvanised steel
Length: 100 cm
Load classes:
A15, B125



Revision essay

galvanised steel
Length: 50 cm

Load classes:
A15

ANRIN UNILINK®-joint



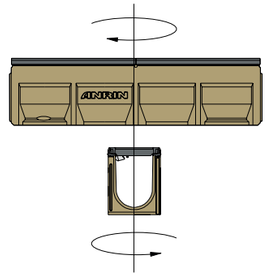

The optimised UNILINK® joint system eliminates the traditional distinction between the start and end of the channel. Elements of the same height can be joined together in any orientation. The half joints are symmetrically divided and allow optional sealing of the joints. Vertically aligned tongues and grooves facilitate rational installation: the direction of installation can be selected freely!

Flexibility in the planning and installation phase reaches a new level with the UNILINK® joint!

ANRIN Snap closure



ANRIN closure technology – Snap closure
Decades of experience and thorough product development in the installation, maintenance and cleaning of drainage systems have produced impressive solutions for permanent closure techniques. ANRIN snap closures are optimised for the respective load classes and combine safety and brand quality with functional design.

Equipment



Sump unit

SELF-100



End cap
with connection
DA/OD 110

SELF-100



End cap

SELF-100



Odour trap
DA/OD 110

SELF-100



Pipe sockets
DA/OD 110

SELF-100



Channel body
50 cm

SELF-100



Channel body
100 cm
with connection

SELF-100

Channel dimensions for SELF-100 Sump unit

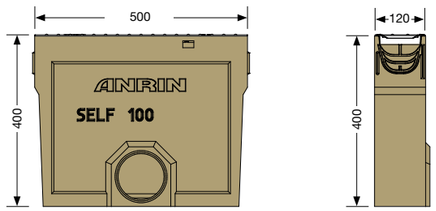

Installation instructions

With ANRIN drainage systems, precipitation water should be drained off safely and quickly. In addition, the structural elements have the task of absorbing static and dynamic loads resulting from traffic-related stresses and transferring them to the surrounding subsoil.

When selecting, planning and installing ANRIN drainage systems, extracts of the following technical regulations in their currently valid version must be observed.

The following installation instructions are schematic illustrations. These are exemplary and not binding. The information given here is based on our many years of experience in civil engineering and road construction and the current state of the art. Irrespective of this, planners and fabricators are always obliged to check the products and the installation instructions for their suitability. The exemplary details are simplified implementation suggestions. Superstructures are to be created specifically for each object.

Important: Insert grating during installation.



1. Dig a trench. Fill in and pre-compact the base course. Concrete bed, 3 parts Sand + 1 part cement + 1 part water, build up on base course.



2. Connect pipe connections to the pipeline.



3. Channel run, place the inlet boxes on the concrete bed. Align the components flat.



4. Attach end walls.



5. Complete the row and level the components.



6. Fill the concrete bed.



7. Lay the paving.



8. The surface should end 2 to 5 mm higher than the cover grating.

Rules and regulations
During installation, the current rules and regulations of the current state of the art must be observed.

These include:

DIN EN 1433	"Drainage channels for vehicular and pedestrian areas"
DIN 19580	"Drainage channels for vehicular and pedestrian areas..."
RStO	"Guidelines for the standardisation of pavement structures of traffic areas"
DIN EN 206-1	“Concrete Part 1 - Specification, performance, production and conformity"
DIN EN 1045-2	“Concrete, reinforced and prestressed concrete structures - Part 2: Part 2: Concrete - Specification, performance, production and conformity - Application rules for DIN EN 206-1"

SELF ECO



ANRIN SELF polymer concrete construction elements

The ANRIN SELF ECO channels with their low construction height of 8 cm are used exclusively in houses and apartment buildings. The main areas of application are pavements, courtyards, house entrances and terraces.

Product specifications	
Material	Polymer concrete
Length	50 / 100 cm
Width	12 cm
Height	8 cm
Weight	3.2 / 6.3 kg
Nominal width	100 mm
Joint type	UNILINK®-joint
Fastening	Locking mechanism
Load capacity	Galvanised slotted grating Heelguard cl. A15, Cast iron slotted grating Heelguard cl. B125
Cover gratings	Freely selectable

Channel dimensions for SELF ECO channels

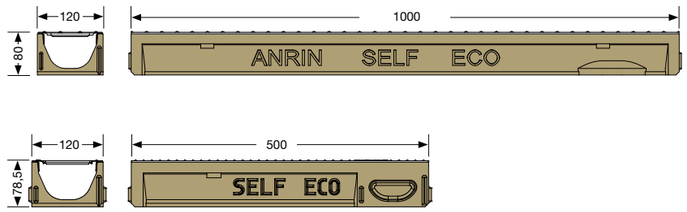

Cover gratings

For the SELF ECO channels there are 2 types of cover grating available: galvanised steel web grating in HEELGUARD design in class **A15** and cast iron web grating in HEELGUARD design in class B125.



Slotted grating HEELGUARD

galvanised steel
Length: 50 cm, 100 cm

Load classes:
A15



Slotted grating HEELGUARD

cast-iron (coated in black)
Length: 50 cm

Load classes:
B125

ANRIN UNILINK®-joint



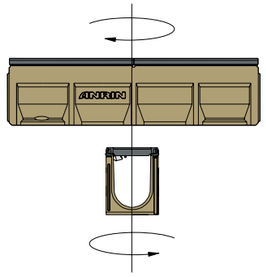

The optimised UNILINK® joint system eliminates the traditional distinction between the start and end of the channel. Elements of the same height can be joined together in any orientation. The half joints are symmetrically divided and allow optional sealing of the joints. Vertically aligned tongues and grooves facilitate rational installation: the direction of installation can be selected freely!

Flexibility in the planning and installation phase reaches a new level with the UNILINK® joint!

ANRIN Snap closure



ANRIN closure technology – Snap closure
Decades of experience and thorough product development in the installation, maintenance and cleaning of drainage systems have produced impressive solutions for permanent closure techniques. ANRIN snap closures are optimised for the respective load classes and combine safety and brand quality with functional design.

Equipment



Sump unit

SELF-100



End cap
with connection
DA/OD 110

SELF-100



End cap

SELF-100



Odour trap
DA/OD 110

SELF-100



Pipe sockets
DA/OD 110

SELF-100



Channel body
50 cm

SELF-100

Channel dimensions for SELF ECO

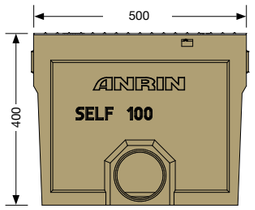

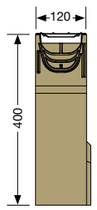

SELF Mini



ANRIN SELF polymer concrete construction elements

The ANRIN SELF Mini channels with their low construction height of 6 cm are used exclusively in houses and apartment buildings. The main areas of application are pavements, courtyards, house entrances and terraces.

Product specifications	
Material	Polymer concrete
Length	100 cm
Width	12 cm
Height	6 cm
Weight	6.3 kg
Nominal width	100 mm
Joint type	UNILINK®-joint
Fastening	Locking mechanism
Load capacity	Slotted steel grating cl. A15, slotted cast iron grating, cl. B125, slotted plastic grating, cl. B125
Cover gratings	Freely selectable

Channel dimensions for SELF Mini Channel



Cover gratings

The following cover gratings are available for the SELF Mini channels: galvanised steel web grating in class **A15**, plastic grating, and cast iron web grating in OvalGrip design in class B125.



Slotted grating

galvanised steel, stainless steel
Length: 50 cm, 100 cm

Load classes:
A15



Slotted grating OvalGrip Design

cast-iron
Length: 50 cm

Load classes:
B125



Slotted grating OvalGrip Design

plastic (black)
Length: 50 cm

Load classes:
B125

Equipment



Sump unit

SELF Mini



End cap

SELF Mini

Channel dimensions for SELF Mini Channel

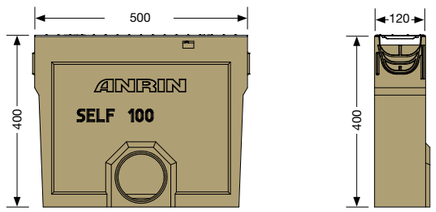

ANRIN UNILINK®-joint





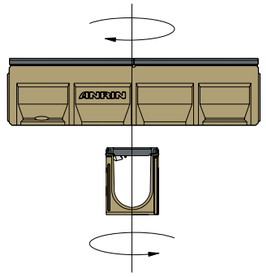

The optimised UNILINK® joint system eliminates the traditional distinction between the start and end of the channel. Elements of the same height can be joined together in any orientation. The half joints are symmetrically divided and allow optional sealing of the joints. Vertically aligned tongues and grooves facilitate rational installation: the direction of installation can be selected freely!

Flexibility in the planning and installation phase reaches a new level with the UNILINK® joint!

ANRIN Snap closure



ANRIN closure technology – Snap closure
Decades of experience and thorough product development in the installation, maintenance and cleaning of drainage systems have produced impressive solutions for permanent closure techniques. ANRIN snap closures are optimised for the respective load classes and combine safety and brand quality with functional design.

Plastic channels PP 080



ANRIN plastic drainage channels

ANRIN plastic channels from the PP and PP EVO series are made of polypropylene (PP), a black, break-proof solid plastic. Due to their low weight and ribbed flank profile, they are easy to install and are particularly suitable for applications in private / residential buildings.

Product specifications	
Material	plastic polypropylene
Length	100 cm
Width	12.1 cm
Height	8.4 cm
Weight	1.6 - 1.8 kg
Nominal width	100 mm
Slope type	Constant invert
Fastening	Locking mechanism
Load capacity	A15
Cover gratings	Plastic slotted grating A15, Galvanised steel slotted grating A15

Channel dimensions for PP 080



Cover gratings

For the PP 080 plastic channels there are 2 types of cover grating available: galvanised steel web grating and black plastic grating.



Plastic grating

plastic
Length: 100 cm

Load classes:
A15



Slotted grating

galvanised steel
Length: 100 cm

Load classes:
A15

Equipment



End wall pair
080 for channel tongue
and groove

SELF PP 080



Adapter
with screws for connection to
pipe connections DN 100

SELF PP 080

Channel dimensions for SELF PP 080 End wall pair

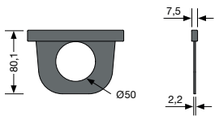

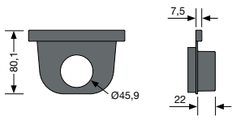

Plastic channels PP EVO 063



ANRIN plastic drainage channels

ANRIN plastic channels of the PP and PP EVO series are made of polypropylene (PP), a break-proof black all-plastic. Due to their low weight and their ribbed flank profile, they are easy to lay and are particularly suitable for Applications in private / residential buildings.

Product specifications	
Material	Plastic, Polymer concrete
Length	100 cm
Width	13.1 cm
Height	6.3 cm
Weight	1.6 - 6.8 kg
Nominal width	100 mm
Slope type	Constant invert
Fastening	Screw fastening
Load capacity	cl. A15, B125 and C250
Cover gratings	Steel slotted grating cl. A15, Polyamide plastic grating B125, cast iron grating Oval Grip C250

Channel dimensions for PP EVO 063

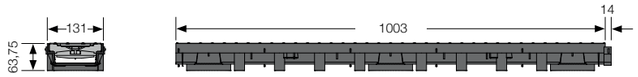

Cover gratings

For the PP EVO 0100 plastic channels there are 4 types of cover grating available: galvanised steel web grating and black plastic grating in class A15, black plastic grating in class B125 and cast iron grating in OvalGrip design in class C250.



Slotted grating

galvanised steel
Length: 100 cm

Load classes:
A15



Plastic grating

plastic
Length: 100 cm

Load classes:
A15



Slotted grating OvalGrip Design

plastic (black)
Length: 50 cm

Load classes:
B125



Slotted grating OvalGrip Design

cast-iron
Length: 50 cm

Load classes:
C250

Equipment



End wall set

SELF PP EVO 063

Channel dimensions for SELF PP EVO 063 End wall set

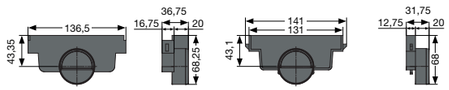

Plastic channels PP EVO 0100



ANRIN plastic drainage channels

ANRIN plastic channels of the PP and PP EVO series are made of polypropylene (PP), a break-proof black all-plastic. Due to their low weight and their ribbed flank profile, they are easy to lay and are particularly suitable for Applications in private / residential buildings.

Product specifications	
Material	Plastic, Polymer concrete
Length	100 cm
Width	13.1 cm
Height	10.0 cm
Weight	1.8 - 7 kg
Nominal width	100 mm
Slope type	Constant invert
Fastening	Screw fastening
Load capacity	cl. A15, B125 and C250
Cover gratings	Steel slotted grating cl. A15, Polyamide plastic grating B125, galvanized Slotted steel grating cl. A15, cast iron grating Oval Grip C250

Channel dimensions for PP EVO 0100

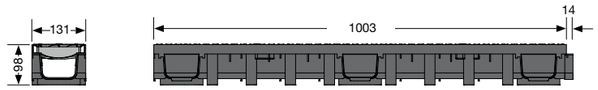

Cover gratings

For the PP EVO 0100 plastic channels there are 4 types of cover grating available: galvanised steel web grating and black plastic grating in class A15, black plastic grating in class B125 and cast iron grating in OvalGrip design in class C250.



Slotted grating

galvanised steel
Length: 100 cm

Load classes:
A15



Plastic grating

plastic
Length: 100 cm

Load classes:
A15



Slotted grating OvalGrip Design

plastic (black)
Length: 50 cm

Load classes:
B125



Slotted grating OvalGrip Design

cast-iron
Length: 50 cm

Load classes:
C250

Equipment



End wall set

SELF PP EVO 0100



Sump unit
Version with plastic grating, polyamide plastic grating, web grating or OvalGrip cast iron grating

SELF PP EVO 0100

Channel dimensions for SELF PP EVO 0100 End wall set

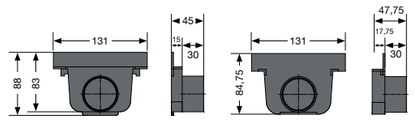

Channel dimensions for SELF PP EVO 0100 Sump unit

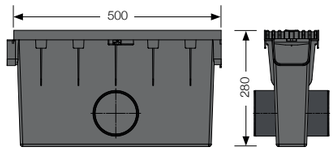

Private / residential buildings

Plastic channels PP EVO 0150



ANRIN plastic drainage channels

ANRIN plastic channels of the PP and PP EVO series are made of polypropylene (PP), a break-proof black all-plastic. Due to their low weight and their ribbed flank profile, they are easy to lay and are particularly suitable for Applications in private / residential buildings.

Product specifications	
Material	Plastic, Polymer concrete
Length	100 cm
Width	13.1 cm
Height	15.0 cm
Weight	2.2 - 7.3 kg
Nominal width	100 mm
Slope type	Constant invert
Fastening	Screw fastening
Load capacity	cl. A15, B125 and C250
Cover gratings	Steel slotted grating cl. A15, Polyamide plastic grating B125, galvanized Slotted steel grating cl. A15, cast iron grating Oval Grip C250

Channel dimensions for PP EVO 0150

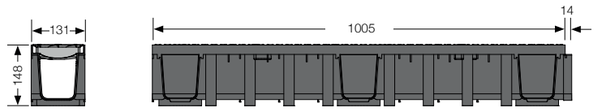

Cover gratings

For the PP EVO 0100 plastic channels there are 4 types of cover grating available: galvanised steel web grating and black plastic grating in class A15, black plastic grating in class B125 and cast iron grating in OvalGrip design in class C250.



Slotted grating

galvanised steel
Length: 100 cm

Load classes:
A15



Plastic grating

plastic
Length: 100 cm

Load classes:
A15



Slotted grating OvalGrip Design

plastic (black)
Length: 50 cm

Load classes:
B125



Slotted grating OvalGrip Design

cast-iron
Length: 50 cm

Load classes:
C250

Equipment



End wall set

SELF PP EVO 0150



Sump unit
Version with plastic grating, polyamide plastic grating, web grating or OvalGrip cast iron grating

SELF PP EVO 0150

Channel dimensions for SELF PP EVO 0150

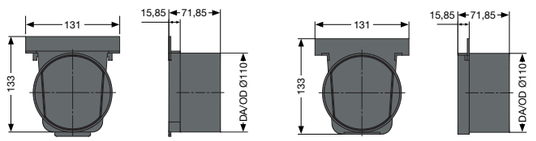

Channel dimensions for SELF PP EVO 0150 Sump unit

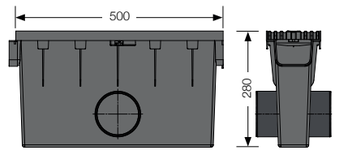

Plastic channels LC-150 090



ANRIN plastic drainage channels

The material is particularly resistant to all chemically-organic substances and is "self-cleaning". Shockproof, unbreakable and powerful – even with large temperature fluctuations (from -40 °C to 100 °C).

The material is made of HDPE. This is used for the drainage of rainwater and for draining liquids in industry applications. The combination with different cover grates also allows the use in pedestrian zones, public places and in private / residential buildings.

Product specifications	
Material	Plastic PE-HD
Length	100 cm
Width	22.5 cm
Height	9.0 cm
Weight	4.6 - 19.5 kg
Nominal width	150 mm
Slope type	Overlapping joint with locking system
Fastening	Locking clasp
Load capacity	cl. A15, B125 and C250
Cover gratings	Plastic grate A15, galvanized Steel mesh grating B125, Cast iron web grating HEELGUARD C250

Channel dimensions for LC-150 090

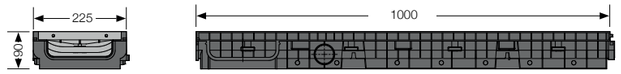

Cover gratings

For the LC-150 090 plastic channels there are 3 types of cover grating available: black plastic grating in class A15, galvanised steel meshed grating in class B125 and cast iron grating in Heelguard design in class C250.



Plastic grate

plastic
Length: 50 cm

Load classes:
A15



Mesh grating

galvanised steel
Length: 100 cm

Load classes:
B125



Slotted grating HEELGUARD

cast-iron
Length: 50 cm

Load classes:
C250

Equipment



End wall set

Channel dimensions for SELF LC-150 090 End wall set

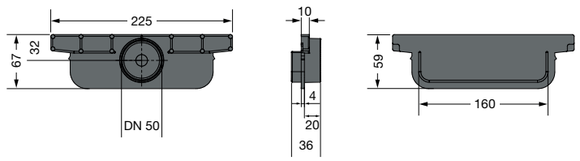

Plastic channels LC-150 125



ANRIN plastic drainage channels

The material is particularly resistant to all chemically-organic substances and is "self-cleaning". Shockproof, unbreakable and powerful – even with large temperature fluctuations (from -40 °C to 100 °C).

The material is made of HDPE. This is used for the drainage of rainwater and for draining liquids in industry applications. The combination with different cover grates also allows the use in pedestrian zones, public places and in private / residential buildings.

Product specifications	
Material	Plastic PE-HD
Length	100 cm
Width	20.0 cm
Height	12.5 cm
Weight	4.8 - 19.7 kg
Nominal width	150 mm
Slope type	Overlapping joint with locking system
Fastening	Locking clasp
Load capacity	cl. A15, B125 and C250
Cover gratings	Plastic grate A15, galvanized Steel mesh grating B125, Cast iron web grating HEELGUARD C250

Channel dimensions for LC-150 125

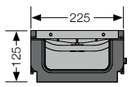

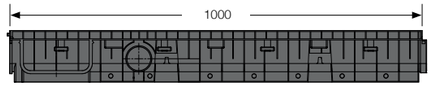

Cover gratings

For the LC-150 090 plastic channels there are 3 types of cover grating available: black plastic grating in class A15, galvanised steel meshed grating in class B125 and cast iron grating in Heelguard design in class C250.



Plastic grate

plastic
Length: 50 cm

Load classes:
A15



Mesh grating

galvanised steel
Length: 100 cm

Load classes:
B125



Slotted grating HEELGUARD

cast-iron
Length: 50 cm

Load classes:
C250

Equipment



End wall set

SELF LC-150 125

Channel dimensions for SELF LC-150 125 End wall set

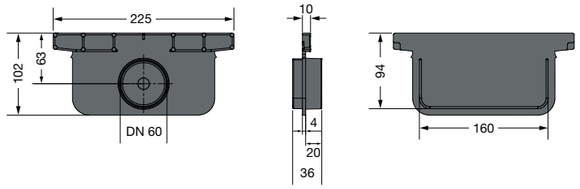

Plastic channels LC-150 150



ANRIN plastic drainage channels
The material is particularly resistant to all chemically-organic substances and is "self-cleaning". Shockproof, unbreakable and powerful – even with large temperature fluctuations (from -40 °C to 100 °C).
The material is made of HDPE. This is used for the drainage of rainwater and for draining liquids in industry applications. The combination with different cover grates also allows the use in pedestrian zones, public places and in private / residential buildings.

Product specifications	
Material	Plastic PE-HD
Length	100 cm
Width	22.5 cm
Height	20.0 cm
Weight	5.9 - 20.8 kg
Nominal width	150 mm
Slope type	Overlapping joint with locking system
Fastening	Locking clasp
Load capacity	cl. A15, B125 and C250
Cover gratings	Plastic grate A15, galvanized Steel mesh grating B125, Cast iron web grating HEELGUARD C250

Channel dimensions for LC-150 150

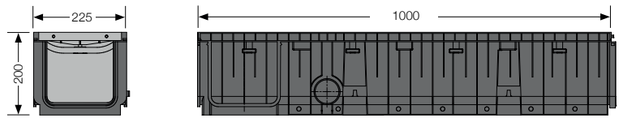

Cover gratings

For the LC-150 090 plastic channels there are 3 types of cover grating available: black plastic grating in class A15, galvanised steel meshed grating in class B125 and cast iron grating in Heelguard design in class C250.



Plastic grate

plastic
Length: 50 cm

Load classes:
A15



Mesh grating

galvanised steel
Length: 100 cm

Load classes:
B125



Slotted grating HEELGUARD

cast-iron
Length: 50 cm

Load classes:
C250

Equipment



End wall set

SELF LC-150 150

Channel dimensions for SELF LC-150 150 End wall set

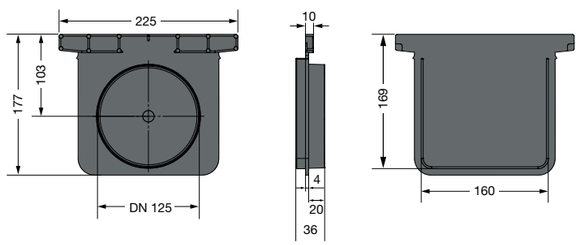

Installation instructions

With ANRIN drainage systems, precipitation water should be drained off safely and quickly. In addition, the structural elements have the task of absorbing static and dynamic loads resulting from traffic-related stresses and transferring them to the surrounding subsoil.

When selecting, planning and installing ANRIN drainage systems, extracts of the following technical regulations in their currently valid version must be observed.

The following installation instructions are schematic illustrations. These are exemplary and not binding. The information given here is based on our many years of experience in civil engineering and road construction and the current state of the art. Irrespective of this, planners and fabricators are always obliged to check the products and the installation instructions for their suitability. The exemplary details are simplified implementation suggestions. Superstructures are to be created specifically for each object.

Important: Insert grating during installation.



1. Dig a trench. Fill in and pre-compact the base course. Concrete bed, 3 parts Sand + 1 part cement + 1 part water, build up on base course.



2. Connect pipe connections to the pipeline.



3. Channel run, place the inlet boxes on the concrete bed. Align the components flat.



4. Attach end walls.



5. Complete the row and level the components.



6. Fill the concrete bed.



7. Lay the paving.



8. The surface should end 2 to 5 mm higher than the cover grating.

Rules and regulations
During installation, the current rules and regulations of the current state of the art must be observed.

These include:

DIN EN 1433	"Drainage channels for vehicular and pedestrian areas"
DIN 19580	"Drainage channels for vehicular and pedestrian areas..."
RStO	"Guidelines for the standardisation of pavement structures of traffic areas"
DIN EN 206-1	“Concrete Part 1 - Specification, performance, production and conformity"
DIN EN 1045-2	“Concrete, reinforced and prestressed concrete structures - Part 2: Part 2: Concrete - Specification, performance, production and conformity - Application rules for DIN EN 206-1"

SELF-150 Channel



ANRIN SELF polymer concrete construction elements

The ANRIN SELF-150 channels are used exclusively in houses and apartment buildings. The main areas of application are property access roads, courtyards and terraces.

Product specifications	
Material	Polymer concrete
Length	50 cm and 100 cm
Width	20 cm
Height	8.0 cm, 15.0 cm
Weight	9 - 17.8 kg
Nominal width	150 mm
Joint type	UNILINK®-joint
Fastening	Screw fastening
Load capacity	Galvanised grating cl. A15, galvanized mesh grating Kl. B125, cast iron grating cl. C250
Cover gratings	Freely selectable

Channel dimensions for SELF-150 channel

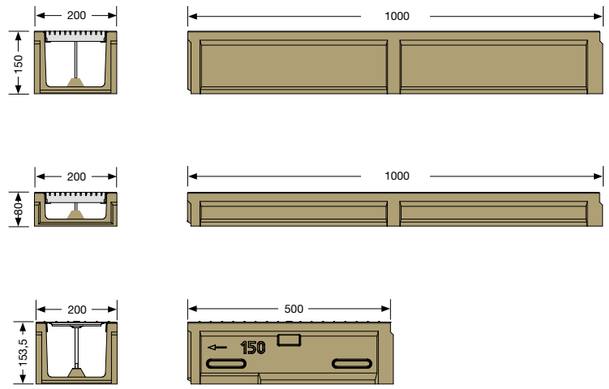

Cover gratings

For the SELF-150 channels there are 3 types of cover grating available: galvanised steel web grating, galvanised steel meshed grating, and cast iron web grating in OvalGrip design in class C250.



Slotted grating

galvanised steel
Length: 50 cm, 100 cm

Load classes:
A15



Mesh grating

galvanised steel
Length: 50 cm, 100 cm
MW 30 x 10 mm / 30 x 30 mm
Load classes:
B125



Slotted grating OvalGrip Design

cast-iron
Length: 50 cm

Load classes:
C250

Equipment



Sump unit

SELF-150



End cap
with connection DA/OD 160

SELF-150



End cap

SELF-150



Odour trap
DA/OD 160

SELF-150



Pipe sockets
with pipe socket DA/OD 160

SELF-150



Channel body
50 cm

SELF-150

Channel dimensions SELF-150 Sump unit

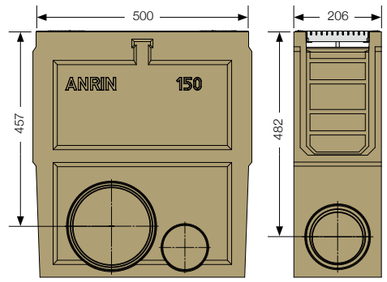

SELF-200 Channel



ANRIN SELF polymer concrete construction elements

The ANRIN SELF-200 channels are used exclusively in houses and apartment buildings. The main areas of application are property access roads, courtyards and terraces.

Product specifications	
Material	Polymer concrete
Length	50 cm and 100 cm
Width	25 cm
Height	10.0 cm, 15.0 cm
Weight	12 - 31 kg
Nominal width	200 mm
Joint type	UNILINK®-joint
Fastening	Screw fastening
Load capacity	Mesh grating cl. B125, slotted cast iron grating, cl. C250
Cover gratings	Freely selectable

Channel dimensions SELF-200 Channel

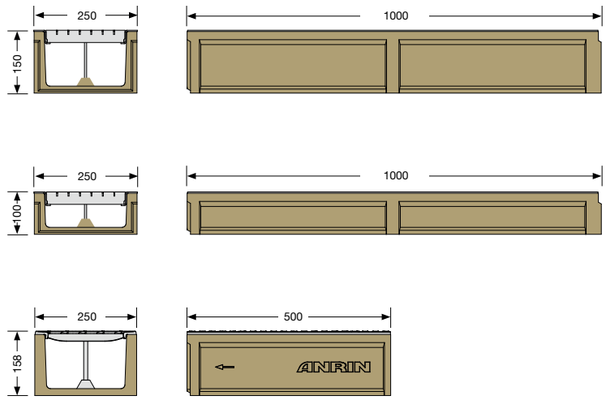

Cover gratings

For the SELF-200 channels are 2 types of cover grating available: galvanized steel mesh grating in class B125 and a cast iron web grating in OvalGrip design in class C250.



Mesh grating

galvanised steel
Length: 50 cm, 100 cm
MW 30 x 25 mm
Load classes:
B125



Slotted grating OvalGrip Design

cast-iron
Length: 50 cm

Load classes:
C250

Equipment



Sump unit

SELF-200



End cap
with connection DA/OD 160

SELF-200



End cap

SELF-200



Odour trap
DA/OD 160

SELF-200



Pipe sockets
with pipe socket DA/OD 160

SELF-200



Channel body
50 cm

SELF-150

Channel dimensions for SELF-200 Sump unit

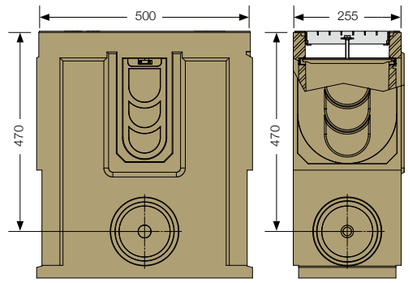

SELF GL-100



ANRIN SELF polymer concrete construction elements

The ANRIN SELF GL-100 channel is, as the name suggests, a universal product in gardening and landscaping for loads up to class C250. The overlying cover grating as a web or meshed grating covers the concrete edge of the channel so that a harmonious transition to paving, slab or natural stone surfaces can be created. With construction heights between 8 and 25 cm, longer channel runs with varying gradients can also be constructed.

Product specifications	
Material	Polymer concrete
Length	50 cm and 100 cm
Width	13 cm
Height	8 - 25 cm
Weight	10 - 18 kg
Nominal width	100 mm
Slope type	Stepped invert or Constant invert
Fastening	TwistLock fastening
Load capacity	galvanised steel web grating cl. A15, galvanised steel meshed grating cl. B125, cast iron web grating cl. C250
Cover gratings	Freely selectable

Channel dimensions GL-100 Channel

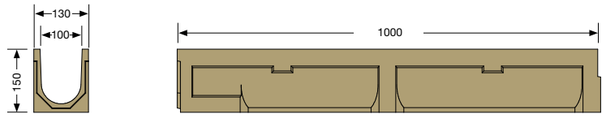

Cover gratings

For the SELF GL-100 channels there are 3 types of cover grating available: galvanised steel web grating in class A15, galvanised steel meshed grating in class B125 and cast iron web grating in OvalGrip design in class C250.



Slotted grating

galvanised steel, stainless steel
Length: 50 cm, 100 cm

Load classes:
A15



Mesh grating

galvanised steel
Length: 50 cm, 100 cm
MW 32 x 17 mm
Load classes:
B125



Slotted grating OvalGrip Design

cast-iron
Length: 50 cm

Load classes:
C250

ANRIN TwistLock closure



Decades of experience and thorough product development in the areas of assembly, maintenance and cleaning of drainage systems have resulted in convincing solutions for permanent closure technologies. ANRIN grate closures are optimized for the respective load classes and combine security and brand quality with functional design.
The TwistLock closure is used with grating designs for channels with a nominal diameter of 100 mm.

Advantages:

- put on – turn once – tight
- no special tools needed for assembly
- no rattling, no loosening
- no interfering webs inside the channel
- easy to maintain
- corrosion resistant

Equipment



Sump unit

SELF GL-100



End cap
with connection DA/OD 110

SELF GL-100



End cap

SELF GL-100



Odour trap
DA/OD 110

SELF GL-100



Pipe sockets
DA/OD 110

SELF GL-100



Channel body
50 cm

SELF GL-100



Channel body
100 cm
with pipe socket

SELF GL-100

Channel dimensions for GL-100 Sump unit

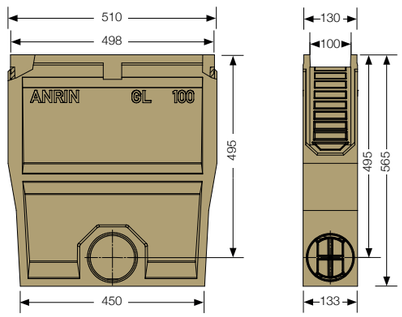

Installation instructions

With ANRIN drainage systems, precipitation water should be drained off safely and quickly. In addition, the structural elements have the task of absorbing static and dynamic loads resulting from traffic-related stresses and transferring them to the surrounding subsoil.

When selecting, planning and installing ANRIN drainage systems, extracts of the following technical regulations in their currently valid version must be observed.

The following installation instructions are schematic illustrations. These are exemplary and not binding. The information given here is based on our many years of experience in civil engineering and road construction and the current state of the art. Irrespective of this, planners and fabricators are always obliged to check the products and the installation instructions for their suitability. The exemplary details are simplified implementation suggestions. Superstructures are to be created specifically for each object.

Important: Insert grating during installation.



1. Dig a trench. Fill in and pre-compact the base course. Concrete bed, 3 parts Sand + 1 part cement + 1 part water, build up on base course.



2. Connect pipe connections to the pipeline.



3. Channel run, place the inlet boxes on the concrete bed. Align the components flat.



4. Attach end walls.



5. Complete the row and level the components.



6. Fill the concrete bed.



7. Lay the paving.



8. The surface should end 2 to 5 mm higher than the cover grating.

Rules and regulations
During installation, the current rules and regulations of the current state of the art must be observed.

These include:

DIN EN 1433	"Drainage channels for vehicular and pedestrian areas"
DIN 19580	"Drainage channels for vehicular and pedestrian areas..."
RStO	"Guidelines for the standardisation of pavement structures of traffic areas"
DIN EN 206-1	“Concrete Part 1 - Specification, performance, production and conformity"
DIN EN 1045-2	“Concrete, reinforced and prestressed concrete structures - Part 2: Part 2: Concrete - Specification, performance, production and conformity - Application rules for DIN EN 206-1"

Private / residential buildings

Reinforced edge channels KE-100



Product benefits

+ 6 mm thick steel profile frame
+ corrosion resistant and easy to maintain closure technology
+ UNILINK joint on both sides for installation regardless of direction

ANRIN Reinforced edge channels

A technically advanced channel system with many details for efficient line drainage, both in private residential buildings and in commercial and urban development. The name is derived from the steel or stainless steel frames integrated into the channel profile. They serve both to protect the channel flank from damage and wear and tear and to stabilise the cover gratings. Particularly high loads in traffic areas, such as those found in freight forwarding yards and on public roads, are accommodated by this dimensionally stable and weather-resistant frame. For variable laying of the channel runs, different channel types can be combined within the system. For example, channels with preformed shapes for T-connections, corner joints and cross joints or channels with a cast-in vertical pipe socket for connection to a drainage system are available. For the efficient drainage of rainwater from sealed surfaces, the edge protection channels are available in nominal sizes 100, 150 and 200.

Product specifications	
Material	Polymer concrete
Length	50 cm and 100 cm
Width	13.6 cm
Height	6.0 cm, 8.0 cm, 10.0 cm / 15.0 - 25.0 cm
Weight	9.5 - 25.5 kg
Edge type	Steel edge rail, 6 mm edge width; galvanised, stainless steel or cataphoretic dip-coated in black
Nominal width	100 mm
Load class	A15 to E600*
Slope type	Slope invert 0.5 %, Stepped invert, Constant invert
Joint type	UNILINK®-joint
Fastening	TwistLock fastening

Channel dimensions for KE-100

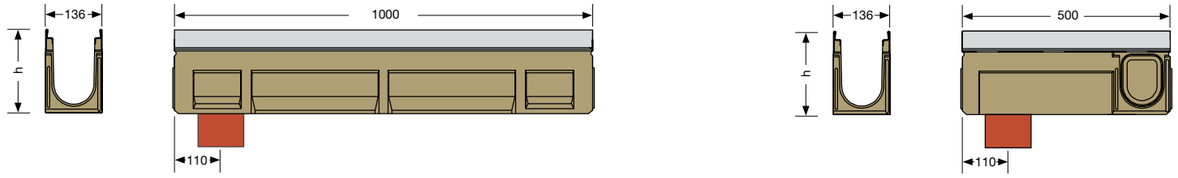

Cover gratings



Slotted grating OvalGrip Design

plastic (grey)
Length: 50 cm,
SW 8 mm
Load classes:
B125



Perforated grating

galvanised steel, stainless steel
Length: 50 cm, 100 cm,
Ø 6 mm
Load classes:
A15, C250



Slotted steel grating and double slotted steel grating
galvanised steel, stainless steel
Length: 50 cm, 100 cm,
SW 10 mm
Load classes:
A15, C250



Slotted grating OvalGrip Design

plastic (black)
Length: 50 cm,
SW 8 mm
Load classes:
C250



Slotted grating SW 10

cast-iron (cataphoretic dip coating)
Length: 50 cm,
SW 10 mm
Load classes:
C250



CELTIC

cast-iron (uncoated)
Length: 50 cm,
SW 10 mm,
Load classes:
C250



LEAF

cast-iron (uncoated)
Length: 50 cm,
SW 5 - 9 mm
Load classes:
C250



Mesh grating

galvanised steel, stainless steel
Length: 50 cm, 100 cm
MW 30 x 14 mm / 30 x 10 mm / 20 x 14 mm
Load classes:
B125, C250



Longitudinal profile grating

stainless steel
Length: 50 cm, 100 cm
SW 5 mm
Load classes:
B125, D400*



Slotted grating HEELGUARD

GJS cast-iron (coated in black)
Length: 50 cm,
SW 6 mm
Load classes:
D400*



Longitudinal-bar grating

cast-iron (cataphoretic dip coating)
Length: 50 cm,
MW 25 x 10 mm
Load classes:
D400*



Slotted grating OvalGrip Design

cast-iron (cataphoretic dip coating)
Length: 50 cm,
SW 10 mm
Load classes:
C250, E600*



Slotted steel grating MASSIV 32

cast-iron (uncoated)
Length: 50 cm,
SW 11 mm
Load classes:
E600*



WIRE

cast-iron (uncoated)
Length: 50 cm

Load classes:
D400*

* Exception: No cross drainage of heavily trafficked roads / SW = slot width / MW = mesh size

ANRIN UNILINK®-joint





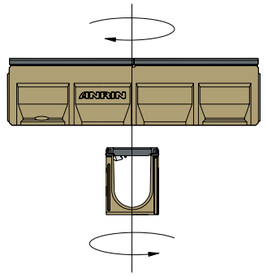

The optimised UNILINK® joint system eliminates the traditional distinction between the start and end of the channel. Elements of the same height can be joined together in any orientation. The half joints are symmetrically divided and allow optional sealing of the joints. Vertically aligned tongues and grooves facilitate rational installation: the direction of installation can be selected freely!

Flexibility in the planning and installation phase reaches a new level with the UNILINK® joint!

Load classes

Product specifications		KE 100
A15 (test force 15 kN)	Cycleways and footpaths	●
	Schoolyards	●
	Green spaces, gardening and landscaping	●
B125 (test force 125 kN)	Footpaths, pedestrian zones	●
	Car parking areas, car parking decks	●
	Garage entrances, yard areas	●
C250 (test force 250 kN)	Road edge drainage	●
	Guide and side strips	●
D400* (test force 400 kN)	Roads	●
	Parking areas, federal motorway parking areas	●
	Pedestrian streets	●
E600* (test force 600 kN)	Traffic routes in industrial areas	●
	Areas with high wheel loads	●
	Private traffic areas	●

ANRIN TwistLock closure



Decades of experience and thorough product development in the areas of assembly, maintenance and cleaning of drainage systems have resulted in convincing solutions for permanent closure technologies. ANRIN grate closures are optimized for the respective load classes and combine security and brand quality with functional design.
The TwistLock closure is used with grating designs for channels with a nominal diameter of 100 mm.

Advantages:
- put on – turn once – tight
- no special tools needed for assembly
- no rattling, no loosening
- no interfering webs inside the channel
- easy to maintain
- corrosion resistant

Equipment



Sump unit
with dirt trap
NBR-Sealing rings DA/OD 110/160

KE-100 and KE-100 stainless steel



Pipe sockets

KE-100 and KE-100 stainless steel



End cap
with connection DA/OD 110

KE-100 and KE-100 stainless steel



End cap
closed

KE-100 and KE-100 stainless steel



Transition piece

KE-100 and KE-100 stainless steel



Sealing set

KE-100 and KE-100 stainless steel



Channel body
50 cm

KE-100 and KE-100 stainless steel



Channel body
100 cm
with pipe socket

KE-100 and KE-100 stainless steel

Channel dimensions for KE-100 Sump unit

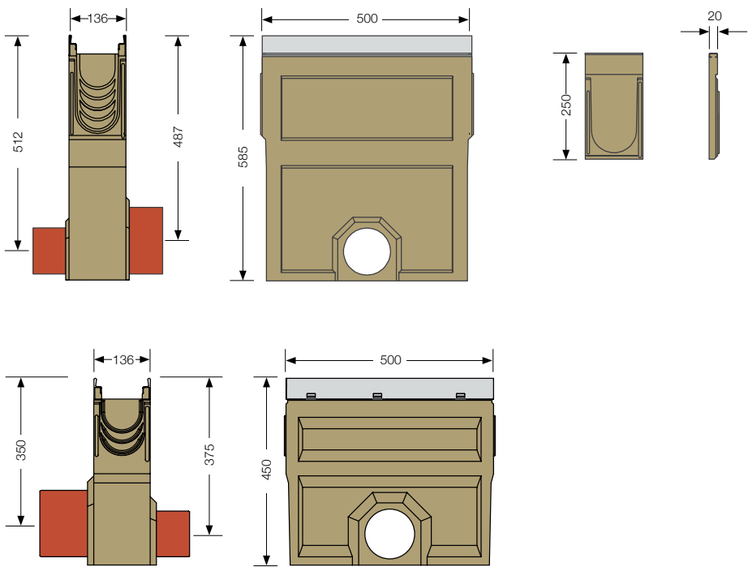

Installation instructions

With ANRIN drainage systems, precipitation water should be drained off safely and quickly. In addition, the structural elements have the task of absorbing static and dynamic loads resulting from traffic-related stresses and transferring them to the surrounding subsoil.

When selecting, planning and installing ANRIN drainage systems, extracts of the following technical regulations in their currently valid version must be observed.

The following installation instructions are schematic illustrations. These are exemplary and not binding. The information given here is based on our many years of experience in civil engineering and road construction and the current state of the art. Irrespective of this, planners and fabricators are always obliged to check the products and the installation instructions for their suitability. The exemplary details are simplified implementation suggestions. Superstructures are to be created specifically for each object.

Important: Insert grating during installation.



1. Dig a trench. Fill in and pre-compact the base course. Concrete bed, 3 parts Sand + 1 part cement + 1 part water, build up on base course.



2. Connect pipe connections to the pipeline.



3. Channel run, place the inlet boxes on the concrete bed. Align the components flat.



4. Attach end walls.



5. Complete the row and level the components.



6. Fill the concrete bed.



7. Lay the paving.



8. The surface should end 2 to 5 mm higher than the cover grating.

Rules and regulations
During installation, the current rules and regulations of the current state of the art must be observed.

These include:

DIN EN 1433	"Drainage channels for vehicular and pedestrian areas"
DIN 19580	"Drainage channels for vehicular and pedestrian areas..."
RStO	"Guidelines for the standardisation of pavement structures of traffic areas"
DIN EN 206-1	“Concrete Part 1 - Specification, performance, production and conformity"
DIN EN 1045-2	“Concrete, reinforced and prestressed concrete structures - Part 2: Part 2: Concrete - Specification, performance, production and conformity - Application rules for DIN EN 206-1"

Reinforced edge channels KC-100



Product benefits

+ edge protection
+ closure technology
+ UNILINK joint on both sides for installation regardless of direction

ANRIN Reinforced edge channels KC-100

The little sister of the well-established KE-100 series distinguishes itself through adapted dimensioning of the edge protection frame, which is only available for these channels in strip galvanised steel, and the resulting maximum load capacity of the C250 class. You can choose any cover grating of the KE-100 channels up to class C250. The KC-100 channel is therefore an alternative for technically less demanding drainage tasks in private / residential buildings.

Product specifications	
Material	Polymer concrete
Length	100 cm
Width	13.0 cm
Height	10 cm / 15 cm
Weight	8.3 - 12.4 kg
Edge design	steel frame, 1 mm edge width, galvanised
Nominal width	100 mm
Load class	A15 to C250
Slope type	Water level gradient
Joint type	UNILINK®-joint
Fastening	TwistLock fastening

Channel dimensions for KC-100

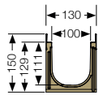

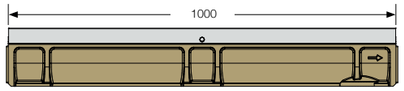

Cover gratings



Slotted grating OvalGrip Design

plastic (grey)
Length: 50 cm,
SW 8 mm
Load classes:
B125



Perforated grating

galvanised steel, stainless steel
Length: 50 cm, 100 cm,
Ø 6 mm
Load classes:
A15, C250



Slotted steel grating and double slotted steel grating
galvanised steel, stainless steel
Length: 50 cm, 100 cm,
SW 10 mm
Load classes:
A15, C250



Slotted grating OvalGrip Design

plastic (black)
Length: 50 cm,
SW 8 mm
Load classes:
C250



Slotted grating SW 10

cast-iron (cataphoretic dip coating)
Length: 50 cm,
SW 10 mm
Load classes:
C250



CELTIC

cast-iron (uncoated)
Length: 50 cm,
SW 10 mm,
Load classes:
C250



LEAF

cast-iron (uncoated)
Length: 50 cm,
SW 5 - 9 mm
Load classes:
C250



Mesh grating

galvanised steel, stainless steel
Length: 50 cm, 100 cm
MW 30 x 14 mm / 30 x 10 mm / 20 x 14 mm
Load classes:
B125, C250



Slotted grating OvalGrip Design

cast-iron (cataphoretic dip coating)
Length: 50 cm,
SW 10 mm
Load classes:
C250, E600*

ANRIN UNILINK®-joint



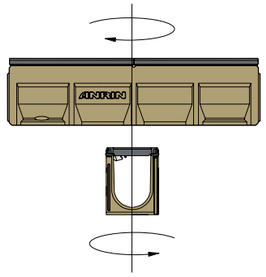

The optimised UNILINK® joint system eliminates the traditional distinction between the start and end of the channel. Elements of the same height can be joined together in any orientation. The half joints are symmetrically divided and allow optional sealing of the joints. Vertically aligned tongues and grooves facilitate rational installation: the direction of installation can be selected freely!

Flexibility in the planning and installation phase reaches a new level with the UNILINK® joint!

Load classes

Product specifications		KC 100
A15 (test force 15 kN)	Cycleways and footpaths	●
	Schoolyards	●
	Green spaces, gardening and landscaping	●
B125 (test force 125 kN)	Footpaths, pedestrian zones	●
	Car parking areas, car parking decks	●
	Garage entrances, yard areas	●
C250 (test force 250 kN)	Road edge drainage	●
	Guide and side strips	●

ANRIN TwistLock closure



Decades of experience and thorough product development in the areas of assembly, maintenance and cleaning of drainage systems have resulted in convincing solutions for permanent closure technologies. ANRIN grate closures are optimized for the respective load classes and combine security and brand quality with functional design.
The TwistLock closure is used with grating designs for channels with a nominal diameter of 100 mm.

Advantages:
- put on – turn once – tight
- no special tools needed for assembly
- no rattling, no loosening
- no interfering webs inside the channel
- easy to maintain
- corrosion resistant

Equipment



Sump unit
with dirt trap
NBR-Sealing rings DA/OD 110/160

KC-100



Pipe sockets

KC-100



End cap
with connection DA/OD 110

KC-100



End cap
closed

KC-100

Channel dimensions for KC-100 Sump unit

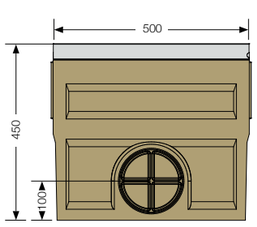

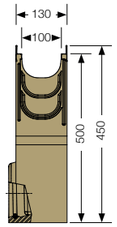

SELF Courtyard Inlets





ANRIN offers various cover grating options for the SELF courtyard inlet: cast iron web grating, meshed grating, stainless steel slotted grating and galvanised steel web grating. The slot widths of approx. 10 mm prevent the infiltration of coarse dirt while at the same time ensuring optimum water intake. The load-bearing capacity of all grating variants is designed for being driven over by cars in private residential buildings.

Product specifications	SELF yard sump	Raising piece
Material	Polymer concrete	Polymer concrete
Length	25 cm	25 cm
Width	25 cm	25 cm
Height	35 cm / 37 cm	25 cm
Weight	15.4 kg - 19.8 kg	5.8 kg
Drain	DA/OD 110	DA/OD 110
Load capacity	Drivable, cl. A15, cl. B125	Drivable, cl. A15, cl. B125
Cover	Galvanised grating, cast iron grating cl. B125, galvanised mesh grating, stainless steel longitudinal-bar grating	

Dimensions and drawing SELF Yard sump

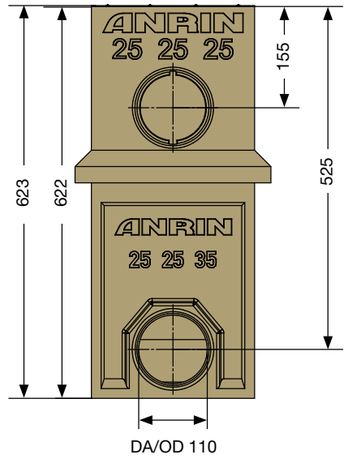

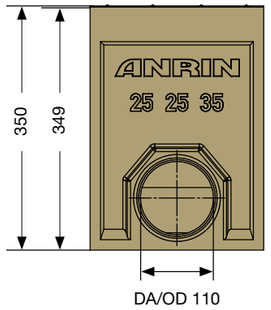

Cover gratings

Cover gratings in different materials and forms complement the SELF drainage channel system. Cover gratings from ANRIN offer a safe and durable channel end for every aesthetic requirement and various uses.



Slotted grating

galvanised steel
Length: 25 cm
Load class:
A15



Cast iron grating

cast-iron (cataphoretic dip coating)
Length: 25 cm
Load class:
Kl. B125



Longitudinal-bar grating

stainless steel
Length: 25 cm
Load class:
Kl. B125



Mesh grating

galvanised steel
Length: 25 cm
Load class:
Kl. B125

SELF yard sump installation instructions

With ANRIN drainage systems, accumulating rainwater should be drained safely and quickly. Moreover, the structural elements have the task of accommodating dynamic loads arising from traffic-related demands and dispersing them to the area of the foundation.

Amongst others, the following technical rules and regulations in their respective valid versions must be observed for the selection, design and installation of ANRIN drainage systems.

The following installation guidelines are schematic representations. These are provided as examples and are non-binding. The information provided here is based on our long-term experience in excavation and road construction as well as the state-of-the-art technology. Despite this, designers and planners are always obligated to check the products and the installation instructions for their appropriateness. The example details are simplified recommendations for execution.

Constructions are to be re-created on a project-specific basis.



1. Align the pipeline to the courtyard inlet. Excavate the trench and backfill the con crete pad comprised of a mix of 3 parts sand + 1 part cement + 1 part water.



2. Position the courtyard inlet on the concrete pad. Connect the pipeline. When connecting a downpipe, open the premoulded indent on the top-mounted box and insert the pipe socket.



3. CEnsure the horizontal align ment of the courtyard inlet. Backfill the concrete pad up to the edge of the sump unit.



4. Backfill the trench with gravel and carefully compact.



5. Position the cover grating.

Rules and regulations

During installation, the current rules and regulations of the current state of the art must be observed.

These include:

DIN EN 1433	"Drainage channels for vehicular and pedestrian areas"
DIN 19580	"Drainage channels for vehicular and pedestrian areas..."
RStO	"Guidelines for the standardisation of pavement structures of traffic areas"
DIN EN 206-1	“Concrete Part 1 - Specification, performance, production and conformity"
DIN EN 1045-2	“Concrete, reinforced and prestressed concrete structures - Part 2: Part 2: Concrete - Specification, performance, production and conformity - Application rules for DIN EN 206-1"

Private / residential buildings

SELF Comfort Boot Scrapers



In order to keep entrance areas in residential buildings clean and dry and at the same time give them a distinguished appearance, all ANRIN SELF Comfort Boot Scrapers are integrated into the new floor area. This means that even with intensive use, the dirt always remains outside the front door. Modern expanded metal or mesh gratings made of galvanised steel and aluminium gratings with rubber or needle fleece strips offer the perfect solution for every application.

Product specifications	small	medium	large
Material	Polymer concrete	Polymer concrete	Polymer concrete
Length	60 cm	75 cm	100 cm
Width	40 cm	50 cm	50 cm
Height	8 cm	8 cm	8 cm
Weight	11.7 kg	19.7 kg	22.9 kg
Drain	DA/OD 110	DA/OD 110	DA/OD 110
Edge type	Steel edge rail, 6 mm, galvanised	Steel edge rail, 6 mm, galvanised	Steel edge rail, 6 mm, galvanised
Cover gratings	Freely selectable	Freely selectable	Freely selectable

Dimensions for SELF Comfort Boot Scrapers

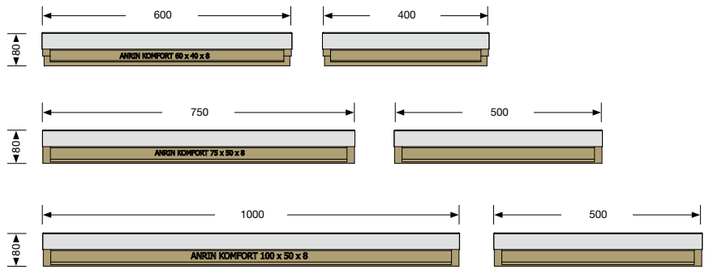

Cover gratings

Cover gratings in different materials and forms complement the SELF drainage channel system. Cover gratings from ANRIN offer a safe and durable channel end for every aesthetic requirement and various uses.



Aluminium grating
with needle-felt strips

aluminum
Length: 60, 75, 100 cm
Load class:
A15



Aluminium grating
trimmed with brushes

aluminum
Length: 60, 75, 100 cm
Load class:
A15



Aluminium grating
trimmed with brushes + rubber strips

aluminum
Length: 60, 75, 100 cm
Load class:
A15



Aluminium grating
with brush strips

aluminum
Length: 60, 75, 100 cm
Load class:
A15



Mesh grating
mesh width 9 x 30 mm

galvanised steel
Length: 60, 75, 100 cm
Load class:
A15

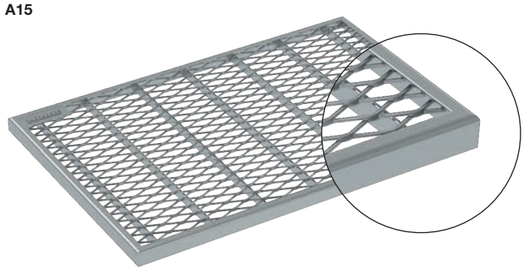

Diamond grating

galvanised steel
Length: 60, 75, 100 cm
Load class:
A15

Installation instructions

SELF Comfort Shoe Scraper in 3 practical sizes
The following installation instructions are schematic illustrations. These are exemplary and not binding. The information given here is based on our many years of experience in civil engineering and road construction and the current state of the art. Irrespective of this, planners and fabricators are always obliged to check the products and the installation instructions for their suitability. The exemplary details are simplified implementation suggestions. Superstructures are to be created specifically for each object.

Important: Insert grating during installation.



1. Dig a pit. Fill in a bed of gravel or in-situ concrete and bring in the connection pipe, if provided.



2. Place the scraper box on the bed of gravel or in-situ concrete. If applicable, connect the pipeline and align it at the correct height.



3. Insert the cover grating and lay the surrounding ground covering.



Rules and regulations
During installation, the current rules and regulations of the current state of the art must be observed.

These include:

DIN EN 1433	"Drainage channels for vehicular and pedestrian areas"
DIN 19580	"Drainage channels for vehicular and pedestrian areas..."
RStO	"Guidelines for the standardisation of pavement structures of traffic areas"
DIN EN 206-1	“Concrete Part 1 - Specification, performance, production and conformity"
DIN EN 1045-2	“Concrete, reinforced and prestressed concrete structures - Part 2: Part 2: Concrete - Specification, performance, production and conformity - Application rules for DIN EN 206-1"

Table of contents
Commercial buildings

SELF Comfort Boot Scraper

112 Product specifications
114 Cover gratings
115 Installation instructions

KE-100 Reinforced edge Channel

118 Product specifications
120 Cover gratings
121 Joint system
121 Closure technology
122 Accessories

KE-150 Reinforced edge Channel

124 Product specifications
126 Cover gratings
127 Joint system
127 Closure technology
128 Accessories

KE-200 Reinforced edge Channel

130 Product specifications
132 Cover gratings
133 Joint system
134 Closure technology
135 Accessories

KF-100 Reinforced edge Channel

136 Product specifications
138 Cover gratings
139 Joint system
139 Closure technology
140 Accessories
141 Installation instructions

SF-100 Heavy Duty Channel

142 Product specifications
144 Cover gratings
145 Joint system
145 Closure technology
146 Accessories

SF-150 Heavy Duty Channel

148 Product specifications
150 Cover gratings
151 Joint system
151 Closure technology
152 Accessories

SF-200 Heavy Duty Channel

154 Product specifications
156 Cover gratings
157 Joint system
157 Closure technology
158 Accessories

SF-300 Heavy Duty Channel

160 Product specifications
162 Cover grating
163 Joint system
163 Closure technology
164 Accessories
165 Installation instructions

Heavy Duty Channel monolithic design SOLID BLOCK 200

166 Product specifications
168 Cover gratings
169 Joint system
169 Accessories
170 Installation instructions

Point Inlet C250

172 Product specifications



Commercial buildings
Reinforced edge channels KE-100



Product benefits
+ 6 mm thick steel profile frame
+ corrosion resistant and easy to maintain closure technology
+ UNILINK joint on both sides for installation regardless of direction

ANRIN reinforced edge channels
A technically advanced channel system with many details for efficient line drainage, both in private residential buildings and in commercial and urban development. The name is derived from the steel or stainless steel frames integrated into the channel profile. They serve to protect the channel flank from damage and wear and tear and to stabilise the cover gratings. Particularly high loads in traffic areas, such as those found in freight forwarding yards and on public roads, are accommodated by this dimensionally stable and weather-resistant frame. For variable laying of the channel runs, different channel types can be combined within the system. For example, channels with preformed shapes for T-connections, corner joints and cross joints or channels with a cast-in vertical pipe socket for connection to a drainage system are available. For the systematic drainage of rainwater from sealed surfaces, the edge protection channels are available in nominal sizes 100, 150 and 200.

Product specifications	
Material	Polymer concrete
Length	50 cm and 100 cm
Width	13.6 cm
Height	6.0 cm, 8.0 cm, 10.0 cm, 15.0 - 25.0 cm
Weight	9.5 - 25.5 kg
Edge type	Steel edge rail, 6 mm edge width; galvanised, stainless steel or cataphoretic dip-coated in black
Nominal width	100 mm
Load class	A15 to E600*
Slope type	Slope invert 0.5 %, Stepped invert, Constant invert
Joint type	UNILINK®-joint
Fastening	TwistLock fastening

Dimensions for edge protection channels KE-100

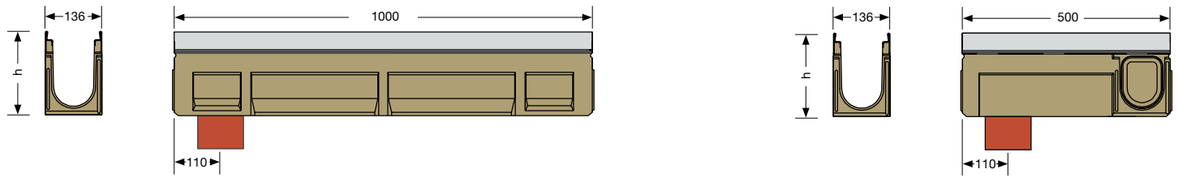

Cover gratings



Slotted grating OvalGrip Design

plastic (grey)
Length: 50 cm,
SW 8 mm
Load classes:
B125



Perforated grating

galvanised steel, stainless steel
Length: 50 cm, 100 cm,
Ø 6 mm
Load classes:
A15, C250



Slotted steel grating and double slotted steel grating
galvanised steel, stainless steel
Length: 50 cm, 100 cm,
SW 10 mm
Load classes:
A15, C250



Slotted grating OvalGrip Design

plastic (black)
Length: 50 cm,
SW 8 mm
Load classes:
C250



Slotted grating SW 10

cast-iron (cataphoretic dip coating)
Length: 50 cm,
SW 10 mm
Load classes:
C250



CELTIC

cast-iron (uncoated)
Length: 50 cm,
SW 10 mm,
Load classes:
C250



LEAF

cast-iron (uncoated)
Length: 50 cm,
SW 5 - 9 mm
Load classes:
C250



Mesh grating

galvanised steel, stainless steel
Length: 50 cm, 100 cm
MW 30 x 14 mm / 30 x 10 mm / 20 x 14 mm
Load classes:
B125, C250, D400*



Longitudinal profile grating

stainless steel
Length: 50 cm, 100 cm
SW 5 mm
Load classes:
B125, D400*



Slotted grating HEELGUARD

GJS cast-iron (coated in black)
Length: 50 cm,
SW 6 mm
Load classes:
D400*



Longitudinal–bar grating

cast-iron (cataphoretic dip coating)
Length: 50 cm,
MW 25 x 10 mm
Load classes:
D400*



Slotted grating OvalGrip Design

cast-iron (cataphoretic dip coating)
Length: 50 cm,
SW 10 mm
Load classes:
C250, E600*



Slotted steel grating MASSIV 32

cast-iron (uncoated)
Length: 50 cm,
SW 11 mm
Load classes:
E600*



WIRE

cast-iron (uncoated)
Length: 50 cm

Load classes:
D400*

* Exception: No cross drainage of heavily trafficked roads / SW = slot width / MW = mesh size

ANRIN UNILINK®-joint



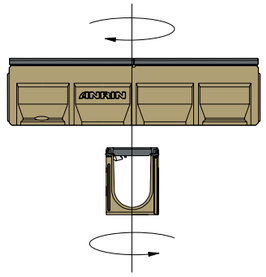

The optimised UNILINK® joint system eliminates the traditional distinction between the start and end of the channel. Elements of the same height can be joined together in any orientation. The half joints are symmetrically divided and allow optional sealing of the joints. Vertically aligned tongues and grooves facilitate rational installation: the direction of installation can be selected freely!

Flexibility in the planning and installation phase reaches a new level with the UNILINK® joint!

Load classes

Product specifications		KE 100
A15 (test force 15 kN)	Cycleways and footpaths	●
	Schoolyards	●
	Green spaces, gardening and landscaping	●
B125 (test force 125 kN)	Footpaths, pedestrian zones	●
	Car parking areas, car parking decks	●
	Garage entrances, yard areas	●
C250 (test force 250 kN)	Road edge drainage	●
	Guide and side strips	●
D400* (test force 400 kN)	Roads	●
	Parking areas, federal motorway parking areas	●
	Pedestrian streets	●
E600* (test force 600 kN)	Traffic routes in industrial areas	●
	Areas with high wheel loads	●
	Private traffic areas	●

ANRIN TwistLock closure



Decades of experience and thorough product development in the areas of assembly, maintenance and cleaning of drainage systems have resulted in convincing solutions for permanent closure technologies. ANRIN grate closures are optimized for the respective load classes and combine security and brand quality with functional design.
The TwistLock closure is used with grating designs for channels with a nominal diameter of 100 mm.

Advantages:
- put on – turn once – tight
- no special tools needed for assembly
- no rattling, no loosening
- no interfering webs inside the channel
- easy to maintain
- corrosion resistant

Equipment



Sump unit
with dirt trap
NBR-Sealing rings DA/OD 110/160

KE-100 and KE-100 stainless steel



Pipe sockets

KE-100 and KE-100 stainless steel



End cap
with connection DA/OD 110

KE-100 and KE-100 stainless steel



End cap
closed

KE-100 and KE-100 stainless steel



Transition piece

KE-100 and KE-100 stainless steel



Sealing set

KE-100 and KE-100 stainless steel



Channel body
50 cm

KE-100 and KE-100 stainless steel



Channel body
100 cm
with pipe socket

KE-100 and KE-100 stainless steel

Channel dimensions for KE-100 Sump unit

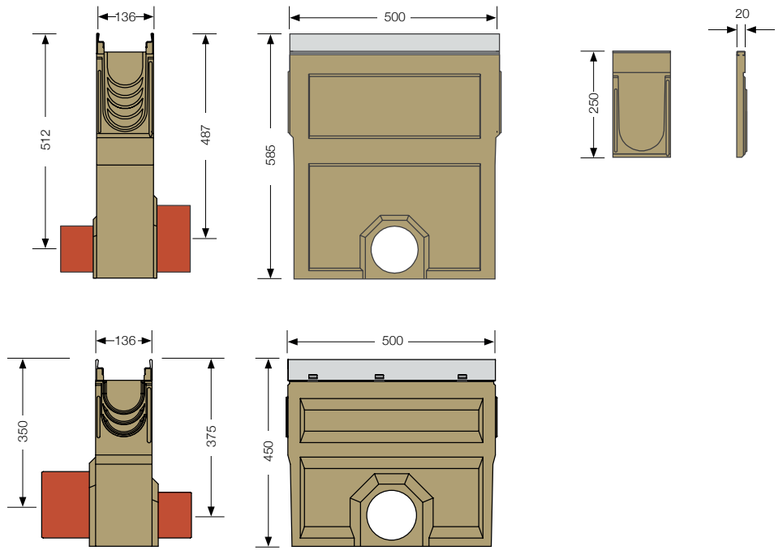

Reinforced edge channels KE-150



Product benefits

+ 6 mm thick steel profile frame
+ corrosion resistant and easy to maintain closure technology
+ UNILINK joint on both sides for installation regardless of direction

ANRIN reinforced edge channels

A technically advanced channel system with many details for efficient line drainage, both in private residential buildings and in commercial and urban development. The name is derived from the steel or stainless steel frames integrated into the channel profile. They serve to protect the channel flank from damage and wear and tear and to stabilise the cover gratings. Particularly high loads in traffic areas, such as those found in freight forwarding yards and on public roads, are accommodated by this dimensionally stable and weather-resistant frame. For variable laying of the channel runs, different channel types can be combined within the system. For example, channels with preformed shapes for T-connections, corner joints and cross joints or channels with a cast-in vertical pipe socket for connection to a drainage system are available. For the systematic drainage of rainwater from sealed surfaces, the edge protection channels are available in nominal sizes 100, 150 and 200.

Product specifications	
Material	Polymer concrete
Length	50 cm and 100 cm
Width	21.4 cm
Height	13.0 cm, 17 cm, 22.0 - 32.0 cm
Weight	17.0 - 41.5 kg
Edge type	Steel edge rail, 6 mm edge width; galvanised, stainless steel or KTL-coated black
Nominal width	150 mm
Load class	A15 to E600*
Slope type	Slope invert 0.5 %, Stepped invert, Constant invert
Joint type	UNILINK®-joint
Fastening	SnapLock fastening

Channel dimensions Reinforced edge channels KE-150

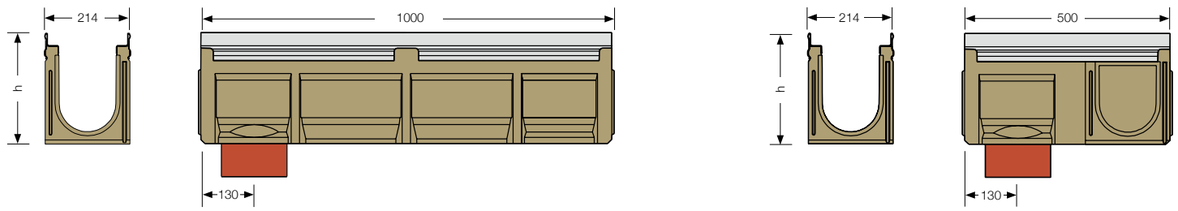

Cover gratings

Cover gratings in different materials and forms complement the SELF drainage channel system. Cover gratings from ANRIN offer a safe and durable channel end for every aesthetic requirement and various uses.



Slotted grating HEELGUARD

GJS cast-iron (coated in black)
Length: 50 cm, SW 6 mm

Load class:
D400*



Longitudinal Grating

cast-iron (cataphoretic dip coating)
Length: 50 cm,
MW 25 x 11 mm

Load class:
D400*, E600*



Slotted grating OvalGrip Design

cast-iron (cataphoretic dip coating)
Length: 50 cm
SW 12 mm

Load class:
D400*, E600*



Mesh grating

galvanised steel, stainless steel
Length: 50 cm, 100 cm
MW 30 x 10 mm / 20 x 20 mm

Load class:
C250, D400*



Longitudinal profile grating

stainless steel
Length: 50 cm, 100 cm
SW 5 mm

Load class:
C250



WIRE

cast-iron (uncoated)
Length: 50 cm

Load class:
D400*

* Exception: No cross drainage of heavily trafficked roads / SW = slot width / MW = mesh size

ANRIN UNILINK®-joint



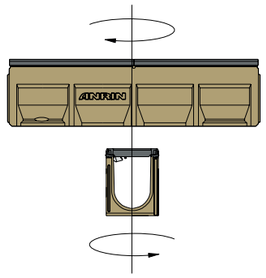

The optimised UNILINK® joint system eliminates the traditional distinction between the start and end of the channel. Elements of the same height can be joined together in any orientation. The half joints are symmetrically divided and allow optional sealing of the joints. Vertically aligned tongues and grooves facilitate rational installation: the direction of installation can be selected freely!

Flexibility in the planning and installation phase reaches a new level with the UNILINK® joint!

Load classes

Product specifications		KE 150
A15 (test force 15 kN)	Cycleways and footpaths	●
	Schoolyards	●
	Green spaces, gardening and landscaping	●
B125 (test force 125 kN)	Footpaths, pedestrian zones	●
	Car parking areas, car parking decks	●
	Garage entrances, yard areas	●
C250 (test force 250 kN)	Road edge drainage	●
	Guide and side strips	●
D400* (test force 400 kN)	Roads	●
	Parking areas, federal motorway parking areas	●
	Pedestrian streets	●
E600* (test force 600 kN)	Traffic routes in industrial areas	●
	Areas with high wheel loads	●
	Private traffic areas	●

ANRIN SnapLock-closure



Decades of experience and thorough product development in the areas of assembly, maintenance and cleaning of drainage systems have resulted in convincing solutions for permanent closure technologies. ANRIN grate closures are optimized for the respective load classes and combine security and brand quality with functional design.
The TwistLock closure is used with grating designs for channels with a nominal diameter of 100 mm.

Advantages:
- place – press on – lock in
- no special tools needed for assembly
- resistant to transverse forces
- corrosion-resistant stainless steel spring
- works reliably even when heavily soiled
- grating and channel body interlock to form a stable unit

Equipment



Sump unit
with dirt trap
NBR-Sealing rings DA/OD 110/160

KE-100 and KE-100 stainless steel



Pipe sockets

KE-100 and KE-100 stainless steel



End cap
with connection DA/OD 110

KE-100 and KE-100 stainless steel



End cap
closed

KE-100 and KE-100 stainless steel



Transition piece

KE-100 and KE-100 stainless steel



Sealing set

KE-100 and KE-100 stainless steel



Channel body
50 cm

KE-100 and KE-100 stainless steel



Channel body
100 cm
with pipe socket

KE-100 and KE-100 stainless steel

Channel dimensions for KE-150 Sump unit

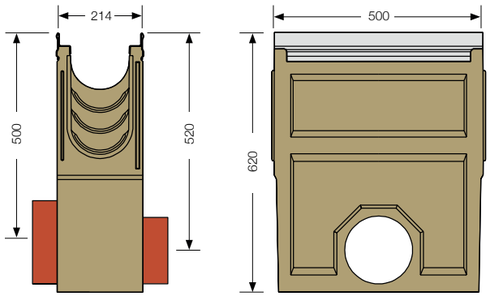

Reinforced edge channels KE-200



Product benefits
+ 6 mm thick steel profile frame
+ corrosion resistant and easy to maintain closure technology
+ UNILINK joint on both sides for installation regardless of direction

ANRIN reinforced edge channels
A technically advanced channel system with many details for efficient line drainage, both in private residential buildings and in commercial and urban development. The name is derived from the steel or stainless steel frames integrated into the channel profile. They serve to protect the channel flank from damage and wear and tear and to stabilise the cover gratings. Particularly high loads in traffic areas, such as those found in freight forwarding yards and on public roads, are accommodated by this dimensionally stable and weather-resistant frame. For variable laying of the channel runs, different channel types can be combined within the system. For example, channels with preformed shapes for T-connections, corner joints and cross joints or channels with a cast-in vertical pipe socket for connection to a drainage system are available. For the systematic drainage of rainwater from sealed surfaces, the edge protection channels are available in nominal sizes 100, 150 and 200.

Product specifications	
Material	Polymer concrete
Length	50 cm and 100 cm
Width	26.4 cm
Height	13.0 cm, 24.0 cm, 29.0 cm, 34.0 cm
Weight	22.2 kg - 42.4 kg
Edge type	Steel edge rail, 6 mm edge width; galvanised or stainless steel
Nominal width	200 mm
Load class	A15 to E600*
Slope type	Stepped invert, Constant invert
Joint type	UNILINK®-joint
Fastening	SnapLock fastening

Channel dimensions Reinforced edge channels KE-200

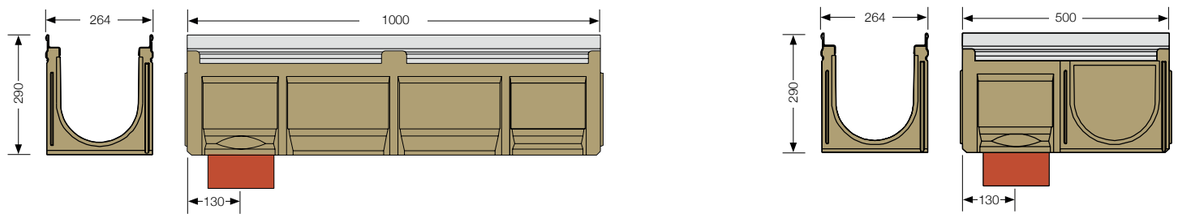

Cover gratings

Cover gratings in different materials and forms complement the SELF drainage channel system. Cover gratings from ANRIN offer a safe and durable channel end for every aesthetic requirement and various uses.



Mesh grating

galvanised steel, stainless steel
Length: 50 cm, 100 cm
MW 30 x 10 mm / 20 x 20 mm

Load class:
C250, D400*



Slotted grating HEELGUARD

GJS cast-iron (coated in black)
Length: 50 cm,
MW 25 x 11 mm

Load class:
D400*



Slotted grating OvalGrip Design

GJS cast-iron (cataphoretic dip coating)
Length: 50 cm
SW 12 mm

Load class:
D400*, E600*

ANRIN UNILINK®-joint



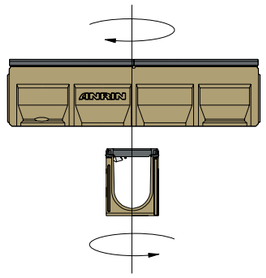

The optimised UNILINK® joint system eliminates the traditional distinction between the start and end of the channel. Elements of the same height can be joined together in any orientation. The half joints are symmetrically divided and allow optional sealing of the joints. Vertically aligned tongues and grooves facilitate rational installation: the direction of installation can be selected freely!

Flexibility in the planning and installation phase reaches a new level with the UNILINK® joint!

Load classes

Product specifications		KE 200
A15 (test force 15 kN)	Cycleways and footpaths	●
	Schoolyards	●
	Green spaces, gardening and landscaping	●
B125 (test force 125 kN)	Footpaths, pedestrian zones	●
	Car parking areas, car parking decks	●
	Garage entrances, yard areas	●
C250 (test force 250 kN)	Road edge drainage	●
	Guide and side strips	●
D400* (test force 400 kN)	Roads	●
	Parking areas, federal motorway parking areas	●
	Pedestrian streets	●
E600* (test force 600 kN)	Traffic routes in industrial areas	●
	Areas with high wheel loads	●
	Private traffic areas	●

ANRIN SnapLock-closure



Decades of experience and thorough product development in the areas of assembly, maintenance and cleaning of drainage systems have resulted in convincing solutions for permanent closure technologies. ANRIN grate closures are optimized for the respective load classes and combine security and brand quality with functional design.
The TwistLock closure is used with grating designs for channels with a nominal diameter of 100 mm.

Advantages:
- place – press on – lock in
- no special tools needed for assembly
- resistant to transverse forces
- corrosion-resistant stainless steel spring
- works reliably even when heavily soiled
- grating and channel body interlock to form a stable unit

* Exception: No cross drainage of heavily trafficked roads / SW = slot width / MW = mesh size

Equipment



Sump unit
with dirt trap
NBR-Sealing rings DA/OD 160/200

KE-200 and KE-200 stainless steel



Pipe sockets

KE-200 and KE-200 stainless steel



End cap
with connection DA/OD 160

KE-200 and KE-200 stainless steel



End cap
closed

KE-200 and KE-200 stainless steel



Sealing set

KE-200 and KE-200 stainless steel



Transition piece

KE-200 and KE-200 stainless steel



Channel body
50 cm

KE-200 and KE-200 stainless steel



Channel body
100 cm
with pipe socket

KE-200 and KE-200 stainless steel

Channel dimensions for KE-200 Sump unit

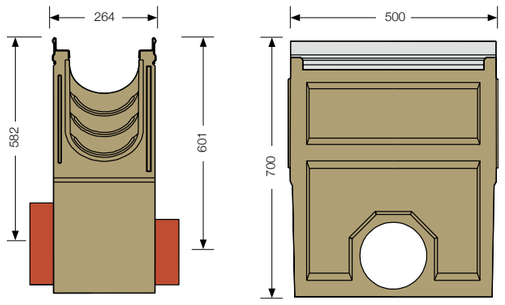

Installation instructions

ANRIN heavy-duty systems made of polymer concrete
With ANRIN drainage systems, precipitation water should be drained off safely and quickly. In addition, the structural elements have the task of absorbing static and dynamic loads resulting from traffic-related stresses and transferring them to the surrounding subsoil.

When selecting, planning and installing ANRIN drainage systems, extracts of the following technical regulations in their currently valid version must be observed.

The following installation instructions are schematic illustrations. These are exemplary and not binding. The information given here is based on our many years of experience in civil engineering and road construction and the current state of the art. Irrespective of this, planners and fabricators are always obliged to check the products and the installation instructions for their suitability. The exemplary details are simplified implementation suggestions. Superstructures are to be created specifically for each object.

Important: Insert grating during installation.

C250
with road concrete
or concrete slabs
or paving
beds

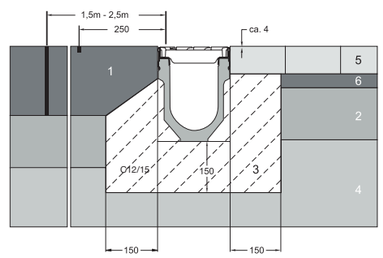

C250
with mastic asphalt

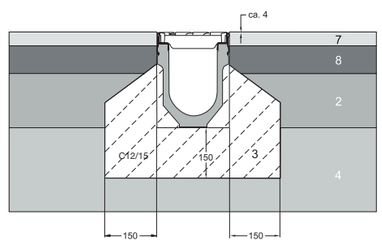

D400
E600
with road concrete
or concrete slabs
or paving beds

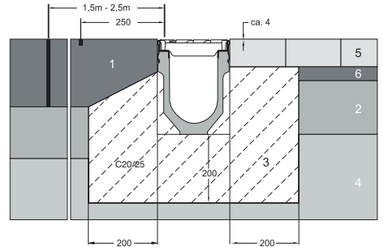

D400,
E600
with mastic asphalt

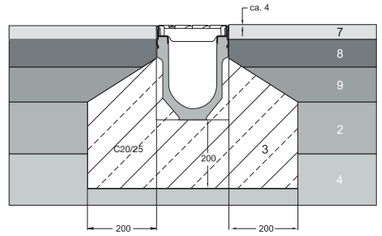

1. Roadway in-situ concrete
2. Base course
3. Concrete coating of the channel body
4. Subsoil, undisturbed ground
5. Prefabricated concrete slabs or brick systems
6. Paving bed
7. Wearing course
8. Binder course
9. Bitumen base course
   JSS= Joint sealing system

Rules and regulations
During installation, the current rules and regulations of the current state of the art must be observed.

These include:

DIN EN 1433	"Drainage channels for vehicular and pedestrian areas"
DIN 19580	"Drainage channels for vehicular and pedestrian areas..."
RStO	"Guidelines for the standardisation of pavement structures of traffic areas"
DIN EN 206-1	“Concrete Part 1 - Specification, performance, production and conformity"
DIN EN 1045-2	“Concrete, reinforced and prestressed concrete structures - Part 2: Part 2: Concrete - Specification, performance, production and conformity - Application rules for DIN EN 206-1"

Reinforced edge channels KF-100



Product benefits
+ ductile cast iron frames
+ intelligent locking technology – RapidLock
+ load classes up to **E600***
+ pipe socket cast in the component
+ preforming on the 50 cm elements

ANRIN reinforced edge channels made of polymer concrete
With the KF-100 from ANRIN, planners in civil engineering and road construction now have a new channel system at their disposal that can accommodate all types of loads from normal cars to extensive truck or heavy-goods traffic and combines the most important features of a universal linear drainage system in nominal width 100. Thanks to a massive 8 mm thick cast frame and vertically reinforced side flanks, the channel body offers the greatest possible stability even when installed in asphalted secondary surfaces. The improved hydraulic performance guarantees the fastest possible outflow of water, even in the event of sudden large volumes of water. The ANRIN DRAIN KF-100 drainage system can be equipped with all cover grating options of the KE-100 series and also offers grating variants for load classes E600* and F900. This gives the trade a universally applicable channel system with correspondingly low storage costs. The ANRIN DRAIN KF-100 channels are available both with a water level gradient as well as with an inherent gradient in construction heights between 10 and 25 cm. The 100 and 50 cm long channels are supplemented with accessories such as the inlet box with 2 drains in DN/OD 110 and 160, end walls with cast frames and a connection piece for bridging the ground height of the bottom of steps.
Approval by the building authorities: For use in the area of petrol stations and LAU systems. Approval no. Z-74.4-123.

Product specifications	
Material	Resin concrete
Length	50 cm and 100 cm
Width	14.4 cm
Height	10.0 cm, 15.0 - 20.0 cm, 25 cm
Weight	17 - 22.4 kg
Edge type	Black cast iron edge rail, 8 mm edge width
Nominal width	100 mm
Load class	A15 to E600* (* Exception: Cross-road drainage of busy roads)
Slope type	Sloping invert 0.5% or Stepped invert or Constant invert
Joint type	UNILINK®-joint
Fastening	TwistLock fastening

Channel dimensions Reinforced edge channels KF-100

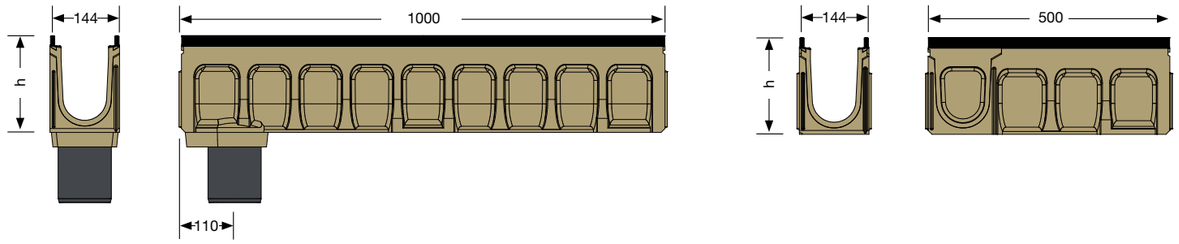

Cover gratings



Slotted grating OvalGrip Design

plastic (grey)
Length: 50 cm,
SW 8 mm
Load classes:
B125



Perforated grating

galvanised steel, stainless steel
Length: 50 cm, 100 cm,
Ø 6 mm
Load classes:
A15, C250



Slotted steel grating and double slotted steel grating
galvanised steel, stainless steel
Length: 50 cm, 100 cm,
SW 10 mm
Load classes:
A15, C250



Slotted grating OvalGrip Design

plastic (black)
Length: 50 cm,
SW 8 mm
Load classes:
C250



Slotted grating SW 10

cast-iron (cataphoretic dip coating)
Length: 50 cm,
SW 10 mm
Load classes:
C250



CELTIC

cast-iron (uncoated)
Length: 50 cm,
SW 10 mm,
Load classes:
C250



LEAF

cast-iron (uncoated)
Length: 50 cm,
SW 5 - 9 mm
Load classes:
C250



Mesh grating

galvanised steel, stainless steel
Length: 50 cm, 100 cm
MW 30 x 14 mm / 30 x 10 mm / 20 x 14 mm
Load classes:
B125, C250, D400*



Longitudinal profile grating

stainless steel
Length: 50 cm, 100 cm
SW 5 mm
Load classes:
B125, D400*



Slotted grating HEELGUARD

GJS cast-iron (coated in black)
Length: 50 cm,
SW 6 mm
Load classes:
D400*



Longitudinal–bar grating

cast-iron (cataphoretic dip coating)
Length: 50 cm,
MW 25 x 10 mm
Load classes:
D400*



Slotted grating OvalGrip Design

cast-iron (cataphoretic dip coating)
Length: 50 cm,
SW 10 mm
Load classes:
C250, E600*



WIRE

cast-iron (uncoated)
Length: 50 cm

Load classes:
D400*

* Exception: No cross drainage of heavily trafficked roads / SW = slot width / MW = mesh size

ANRIN UNILINK®-joint





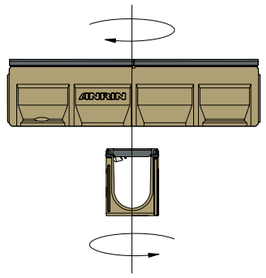

The optimised UNILINK® joint system eliminates the traditional distinction between the start and end of the channel. Elements of the same height can be joined together in any orientation. The half joints are symmetrically divided and allow optional sealing of the joints. Vertically aligned tongues and grooves facilitate rational installation: the direction of installation can be selected freely!

Flexibility in the planning and installation phase reaches a new level with the UNILINK® joint!

Load classes

Product specifications		KF 100
A15 (test force 15 kN)	Cycleways and footpaths	●
	Schoolyards	●
	Green spaces, gardening and landscaping	●
B125 (test force 125 kN)	Footpaths, pedestrian zones	●
	Car parking areas, car parking decks	●
	Garage entrances, yard areas	●
C250 (test force 250 kN)	Road edge drainage	●
	Guide and side strips	●
D400* (test force 400 kN)	Roads	●
	Parking areas, federal motorway parking areas	●
	Pedestrian streets	●
E600* (test force 600 kN)	Traffic routes in industrial areas	●
	Areas with high wheel loads	●
	Private traffic areas	●

ANRIN TwistLock closure



Decades of experience and thorough product development in the areas of assembly, maintenance and cleaning of drainage systems have resulted in convincing solutions for permanent closure technologies. ANRIN grate closures are optimized for the respective load classes and combine security and brand quality with functional design.
The TwistLock closure is used with grating designs for channels with a nominal diameter of 100 mm.

Advantages:
- put on – turn once – tight
- no special tools needed for assembly
- no rattling, no loosening
- no interfering webs inside the channel
- easy to maintain
- corrosion resistant

Equipment



Inlet box
with moulded NBR rings

Drains DA/OD 110 and 160
KF-100



Pipe sockets

KF-100



End wall
with moulded in
Pipe socket DA/OD 110

KF-100



End wall
closed

KF-100



Connection piece

KF-100



Seal kit

KF-100



Channel body
50 cm

KF-100



Channel body
100 cm
with pipe socket

KF-100

Channel dimensions for KF-100 Sump unit

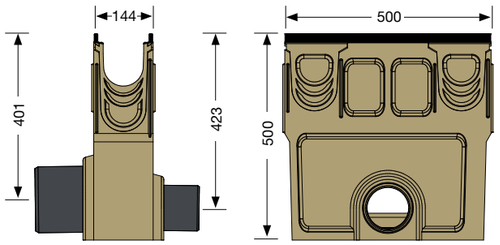

Installation instructions

With ANRIN drainage systems, precipitation water should be drained off safely and quickly. In addition, the structural elements have the task of absorbing static and dynamic loads resulting from traffic-related stresses and transferring them to the surrounding subsoil.

When selecting, planning and installing ANRIN drainage systems, extracts of the following technical regulations in their currently valid version must be observed.

The following installation instructions are schematic illustrations. These are exemplary and not binding. The information given here is based on our many years of experience in civil engineering and road construction and the current state of the art. Irrespective of this, planners and fabricators are always obliged to check the products and the installation instructions for their suitability. The exemplary details are simplified implementation suggestions. Superstructures are to be created specifically for each object.

Important: Insert grating during installation.



1. Dig a trench. Fill in and pre-compact the base course. Concrete bed, 3 parts Sand + 1 part cement + 1 part water, build up on base course.



2. Connect pipe connections to the pipeline.



3. Channel run, place the inlet boxes on the concrete bed. Align the components flat.



4. Attach end walls.



5. Complete the row and level the components.



6. Fill the concrete bed.



7. Lay the paving.



8. The surface should end 2 to 5 mm higher than the cover grating.

Rules and regulations
During installation, the current rules and regulations of the current state of the art must be observed.

These include:

DIN EN 1433	"Drainage channels for vehicular and pedestrian areas"
DIN 19580	"Drainage channels for vehicular and pedestrian areas..."
RStO	"Guidelines for the standardisation of pavement structures of traffic areas"
DIN EN 206-1	“Concrete Part 1 - Specification, performance, production and conformity"
DIN EN 1045-2	“Concrete, reinforced and prestressed concrete structures - Part 2: Part 2: Concrete - Specification, performance, production and conformity - Application rules for DIN EN 206-1"

Heavy duty channels SF-100



ANRIN heavy duty channels

A channel system for high loads in commercial and urban development. Developed for the drainage of rainwater on large areas such as freight forwarding yards, petrol stations, airports etc. For this purpose, channels in nominal widths of 100 to 300 are used, which are characterised by a high load-bearing capacity with a high capacity of water intake. The key feature of these channels is the cast-in frames made of ductile cast iron. They give the gutters the stability they need to withstand high loads when driven over by heavy vehicles. A further special feature of the heavy-duty channels is the DIBt building authority approval for use in storage, bottling and processing (in short: LAU) facilities. The functionality of these drainage channels is also decisively influenced by the closure technology of the cover grating. The RapidLock closure, which was specially developed for the channels, is self-closing, without the need for any additional tools, and functions reliably even when the channels are heavily soiled.

Product specifications	
Material	Polymer concrete
Length	50 cm and 100 cm
Width	16.4 cm
Height	10.0 cm, 16.5 - 26.5 cm
Gewicht	19.0 - 42.0 kg
Edge type	GJS cast edge rail
Nominal width	100 mm
Load class	F900 (no cross-road drainage of busy roads)
Slope type	Slope invert 0.5 %, Stepped invert, Constant invert
Joint type	UNILINK®-joint
Fastening	RapidLock fastening

Channel dimensions heavy duty channels SF-100

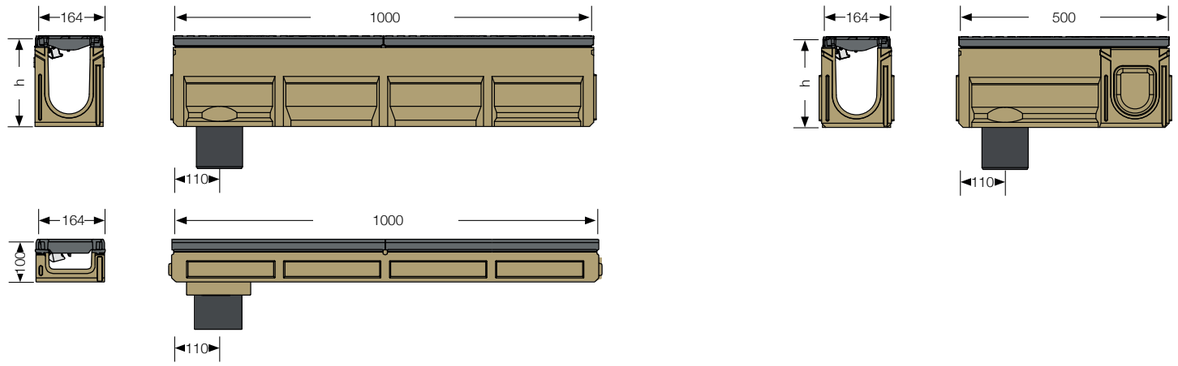

Cover gratings

The frames and gratings of the ANRIN heavy-duty channel systems are made of ductile cast iron. To absorb the traffic loads, the gratings and frames are interlocked and secured with RapidLock.
The self-closing RapidLock closure continues to function even when heavily soiled. Engaging and removing require no special tools.
The exclusive OvalGrip design offers an attractive surface with maximum drainage of precipitation.



Slotted grating OvalGrip Design

cast-iron (cataphoretic dip coating)
Length: 50 cm
Nominal width: 100 mm

Load class:
F900*

Product specification		SF-100	SF-150	SF-200	SF-300
Type	Cast web grating OvalGrip	●	●	●	●
Material	GJS cast frame	●	●	●	●
Length	50 cm	●	●	●	●
Inlet cross-section		490 cm²/m	680 cm²/m	916 cm²/m	1196 cm²/m
Closure	RapidLock closure, self-closing	●	●	●	●
Load class	D400*/ E600*/ F900*	●	●	●	●

* no cross drainage of heavily trafficked roads

ANRIN UNILINK®-joint



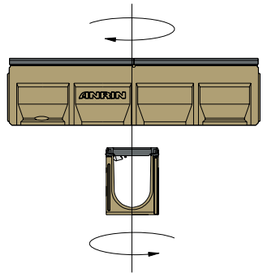

The optimised UNILINK® joint system eliminates the traditional distinction between the start and end of the channel. Elements of the same height can be joined together in any orientation. The half joints are symmetrically divided and allow optional sealing of the joints. Vertically aligned tongues and grooves facilitate rational installation: the direction of installation can be selected freely!

Flexibility in the planning and installation phase reaches a new level with the UNILINK® joint!

Load classes

Load classes[1]	Fields of application	SF-100
D400*[2] (test force 400 kN)	Roads	●
	Parking areas	●
	Pedestrian streets	●
E600*[2] (test force 600 kN)	Traffic routes in industrial areas	●
	Areas with high wheel loads	●
	Private traffic areas	●
F900*[2] (test force 900 kN)	Flight operation areas of commercial airports	●
	Special surfaces	●

[1] according to DIN 19580
[2] no cross drainage of heavily trafficked roads

ANRIN RapidLock-closure



This patented lock developed by ANRIN itself combines all important functions of a grate lock for the absorption of high loads in a stable and functional component. It also blends inconspicuously and harmoniously into the attractive surface of the cast iron grating.

Advantages:
- simply insert and snap in
- self-closing RapidLock locks the grating securely in place
- better absorption of traffic loads by interlocking grating and channel body
- functions reliably even when heavily soiled
- engaged and removed without special tools

Equipment



Sump unit
with cast-in pipe socket
DA/OD 110

SF-100



Pipe sockets

SF-100



End wall
with moulded in
Pipe socket DA/OD 110

SF-100



End wall
closed

SF-100



Connection piece

SF-100



Seal kit



Channel body
50 cm

SF-100



Channel body
100 cm
with pipe socket

SF-100

Channel dimensions for SF-100 Sump unit

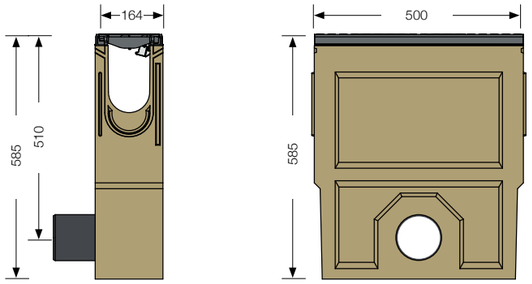

Heavy duty channels SF-150



Product benefits
+ ductile cast iron frames
+ intelligent locking technology – RapidLock
+ load classes up to **F900***
+ pipe socket cast in the component
+ preforming on the 50 cm elements

ANRIN heavy duty channels
A channel system for high loads in commercial and urban development. Developed for the drainage of rainwater on large areas such as freight forwarding yards, petrol stations, airports etc. For this purpose, channels in nominal widths of 100 to 300 are used, which are characterised by a high load-bearing capacity with a high capacity of water intake. The key feature of these channels is the cast-in frames made of ductile cast iron. They give the gutters the stability they need to withstand high loads when driven over by heavy vehicles. A further special feature of the heavy-duty channels is the DIBt building authority approval for use in storage, bottling and processing (in short: LAU) facilities. The functionality of these drainage channels is also decisively influenced by the closure technology of the cover grating. The RapidLock closure, which was specially developed for the channels, is self-closing, without the need for any additional tools, and functions reliably even when the channels are heavily soiled.

Product specifications	
Material	Polymer concrete
Length	50 cm and 100 cm
Width	21.4 cm
Height	22.0 - 32.0 cm
Edge type	17.0 - 40.8 kg
Kantenausbildung	GJS cast edge rail
Nominal width	150 mm
Load class	D400* / E600* and F900* (no cross-road drainage of busy roads)
Slope type	Slope invert 0.5 %, Stepped invert, Constant invert
Joint type	UNILINK®-joint
Fastening	RapidLock fastening

Channel dimensions heavy duty channels SF-150

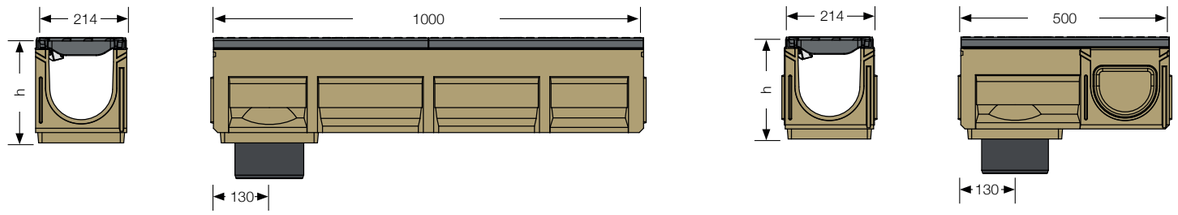

Cover gratings

The frames and gratings of the ANRIN heavy-duty channel systems are made of ductile cast iron. To absorb the traffic loads, the gratings and frames are interlocked and secured with RapidLock.
The self-closing RapidLock closure continues to function even when heavily soiled. Engaging and removing require no special tools.
The exclusive OvalGrip design offers an attractive surface with maximum drainage of precipitation.



Slotted grating OvalGrip Design

cast-iron (cataphoretic dip coating)
Length: 50 cm
Nominal width: 100 mm

Load class:
E600*, F900*

Product specification		SF-100	SF-150	SF-200	SF-300
Type	Cast web grating OvalGrip	●	●	●	●
Material	GJS cast frame	●	●	●	●
Length	50 cm	●	●	●	●
Inlet cross-section		490 cm²/m	680 cm²/m	916 cm²/m	1196 cm²/m
Closure	RapidLock closure, self-closing	●	●	●	●
Load class	E600*/ F900*	●	●	●	●

* no cross drainage of heavily trafficked roads

ANRIN UNILINK®-joint



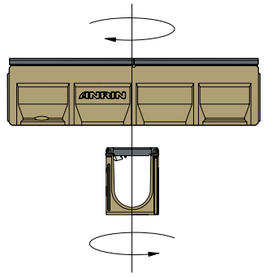

The optimised UNILINK® joint system eliminates the traditional distinction between the start and end of the channel. Elements of the same height can be joined together in any orientation. The half joints are symmetrically divided and allow optional sealing of the joints. Vertically aligned tongues and grooves facilitate rational installation: the direction of installation can be selected freely!

Flexibility in the planning and installation phase reaches a new level with the UNILINK® joint!

Load classes

Load classes[1]	Fields of application	SF-150
D400*[2] (test force 400 kN)	Roads	●
	Parking areas	●
	Pedestrian streets	●
E600*[2] (test force 600 kN)	Traffic routes in industrial areas	●
	Areas with high wheel loads	●
	Private traffic areas	●
F900*[2] (test force 900 kN)	Flight operation areas of commercial airports	●
	Special surfaces	●

[1] according to DIN 19580
[2] no cross drainage of heavily trafficked roads

ANRIN RapidLock-closure



This patented lock developed by ANRIN itself combines all important functions of a grate lock for the absorption of high loads in a stable and functional component. It also blends inconspicuously and harmoniously into the attractive surface of the cast iron grating.

Advantages:
- simply insert and snap in
- self-closing RapidLock locks the grating securely in place
- better absorption of traffic loads by interlocking grating and channel body
- functions reliably even when heavily soiled
- engaged and removed without special tools

Equipment



Sump unit
with cast-in pipe socket
DA/OD 160

SF-150



Pipe sockets

SF-150



End wall
with moulded in
Pipe socket DA/OD 160

SF-150



End wall
closed

SF-150



Connection piece

SF-150



Seal kit

SF-150



Channel body
50 cm

SF-150



Channel body
100 cm
with pipe socket

SF-150

Channel dimensions for SF-150 Sump unit

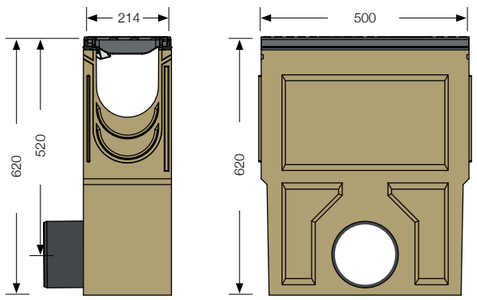

Heavy duty channels SF-200



Product benefits
+ ductile cast iron frames
+ intelligent locking technology – RapidLock
+ load classes up to **F900***
+ pipe socket cast in the component
+ preforming on the 50 cm elements

ANRIN heavy duty channels
A channel system for high loads in commercial and urban development. Developed for the drainage of rainwater on large areas such as freight forwarding yards, petrol stations, airports etc. For this purpose, channels in nominal widths of 100 to 300 are used, which are characterised by a high load-bearing capacity with a high capacity of water intake. The key feature of these channels is the cast-in frames made of ductile cast iron. They give the gutters the stability they need to withstand high loads when driven over by heavy vehicles. A further special feature of the heavy-duty channels is the DIBt building authority approval for use in storage, bottling and processing (in short: LAU) facilities. The functionality of these drainage channels is also decisively influenced by the closure technology of the cover grating. The RapidLock closure, which was specially developed for the channels, is self-closing, without the need for any additional tools, and functions reliably even when the channels are heavily soiled.

Product specifications	
Material	Polymer concrete
Length	50 cm and 100 cm
Width	26.4 cm
Height	13.0 cm, 29.0 - 34.0 cm
Weight	25.6 - 54.0 kg
Edge type	GJS cast edge rail
Nominal width	200 mm
Load class	E600* and F900* (no cross-road drainage of busy roads)
Slope type	Slope invert 0.5 %, Stepped invert, Constant invert
Joint type	UNILINK®-joint
Fastening	RapidLock fastening

Channel dimensions Heavy duty channels SF-200

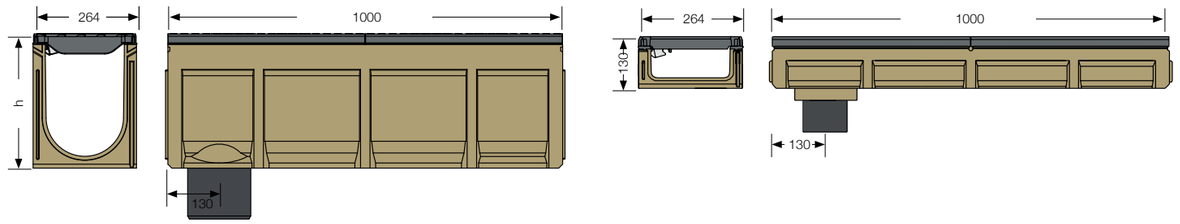

Cover gratings

The frames and gratings of the ANRIN heavy-duty channel systems are made of ductile cast iron. To absorb the traffic loads, the gratings and frames are interlocked and secured with RapidLock.
The self-closing RapidLock closure continues to function even when heavily soiled. Engaging and removing require no special tools.
The exclusive OvalGrip design offers an attractive surface with maximum drainage of precipitation.



Slotted grating OvalGrip Design

cast-iron (cataphoretic dip coating)
Length: 50 cm
Nominal width: 200 mm

Load class:
E600*, F900*

Product specification		SF-100	SF-150	SF-200	SF-300
Type	Cast web grating OvalGrip	●	●	●	●
Material	GJS cast frame	●	●	●	●
Length	50 cm	●	●	●	●
Inlet cross-section		490 cm²/m	680 cm²/m	916 cm²/m	1196 cm²/m
Closure	RapidLock closure, self-closing	●	●	●	●
Load class	E600* / F900*	●	●	●	●

* no cross drainage of heavily trafficked roads

ANRIN UNILINK®-joint



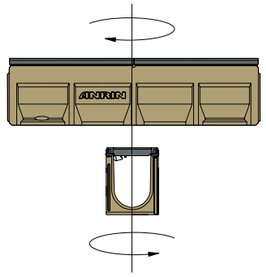

The optimised UNILINK® joint system eliminates the traditional distinction between the start and end of the channel. Elements of the same height can be joined together in any orientation. The half joints are symmetrically divided and allow optional sealing of the joints. Vertically aligned tongues and grooves facilitate rational installation: the direction of installation can be selected freely!

Flexibility in the planning and installation phase reaches a new level with the UNILINK® joint!

Load classes

Load classes[1]	Fields of application	SF-200
D400*[2] (test force 400 kN)	Roads	●
	Parking areas	●
	Pedestrian streets	●
E600*[2] (test force 600 kN)	Traffic routes in industrial areas	●
	Areas with high wheel loads	●
	Private traffic areas	●
F900*[2] (test force 900 kN)	Flight operation areas of commercial airports	●
	Special surfaces	●

[1] according to DIN 19580
[2] no cross drainage of heavily trafficked roads

ANRIN RapidLock-closure



This patented lock developed by ANRIN itself combines all important functions of a grate lock for the absorption of high loads in a stable and functional component. It also blends inconspicuously and harmoniously into the attractive surface of the cast iron grating.

Advantages:
- simply insert and snap in
- self-closing RapidLock locks the grating securely in place
- better absorption of traffic loads by interlocking grating and channel body
- functions reliably even when heavily soiled
- engaged and removed without special tools

Equipment



Inlet box
with cast-in pipe socket
DA/OD 160

SF-200



Pipe sockets

SF-200



End wall
with moulded in
Pipe socket DA/OD 160

SF-200



End wall
closed

SF-200



Seal kit

SF-200



Channel body
50 cm

SF-200



Channel body
100 cm
with pipe socket

SF-200

Channel dimensions for SF-200 Sump unit

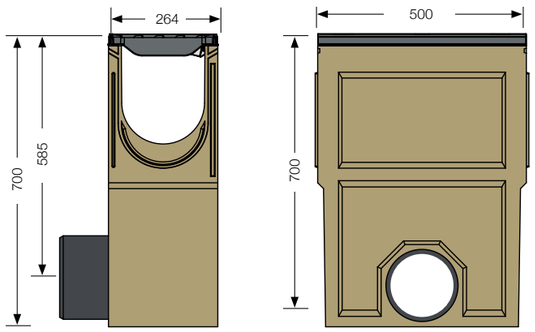

Heavy duty channels SF-300



Product benefits
+ ductile cast iron frames
+ intelligent locking technology – RapidLock
+ load classes up to **F900***
+ pipe socket cast in the component
+ preforming on the 50 cm elements

ANRIN heavy duty channels

A channel system for high loads in commercial and urban development. Developed for the drainage of rainwater on large areas such as freight forwarding yards, petrol stations, airports etc. For this purpose, channels in nominal widths of 100 to 300 are used, which are characterised by a high load-bearing capacity with a high capacity of water intake. The key feature of these channels is the cast-in frames made of ductile cast iron. They give the gutters the stability they need to withstand high loads when driven over by heavy vehicles. A further special feature of the heavy-duty channels is the DIBt building authority approval for use in storage, bottling and processing (in short: LAU) facilities. The functionality of these drainage channels is also decisively influenced by the closure technology of the cover grating. The RapidLock closure, which was specially developed for the channels, is self-closing, without the need for any additional tools, and functions reliably even when the channels are heavily soiled.

Product specifications	
Material	Polymer concrete
Length	50 cm and 100 cm
Width	36.4 cm
Height	16.0 cm, 39.0 cm
Weight	35.0 - 64.0 kg
Edge type	GJS cast edge rail
Nominal width	300 mm
Load class	D400* and F900* (no cross-road drainage of busy roads)
Slope type	Constant invert
Joint type	UNILINK®-joint
Fastening	RapidLock fastening

Channel dimensions for Heavy duty channels SF-300

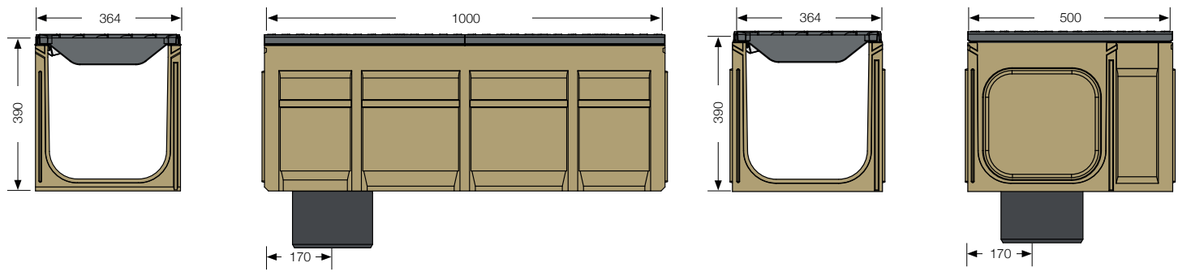

Cover gratings

The frames and gratings of the ANRIN heavy-duty channel systems are made of ductile cast iron. To absorb the traffic loads, the gratings and frames are interlocked and secured with RapidLock.
The self-closing RapidLock closure continues to function even when heavily soiled. Engaging and removing require no special tools.
The exclusive OvalGrip design offers an attractive surface with maximum drainage of precipitation.



Slotted grating OvalGrip Design

cast-iron (cataphoretic dip coating)
Length: 50 cm
Nominal width: 300 mm

Load class:
D400*, F900*

Product specification		SF-100	SF-150	SF-200	SF-300
Type	Cast web grating OvalGrip	●	●	●	●
Material	GJS cast frame	●	●	●	●
Length	50 cm	●	●	●	●
Inlet cross-section		490 cm²/m	680 cm²/m	916 cm²/m	1196 cm²/m
Closure	RapidLock closure, self-closing	●	●	●	●
Load class	D400* / F900*	●	●	●	●

* no cross drainage of heavily trafficked roads

ANRIN UNILINK®-joint



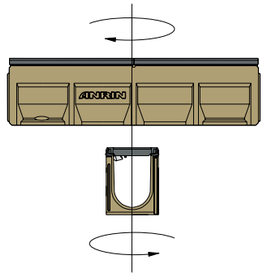

The optimised UNILINK® joint system eliminates the traditional distinction between the start and end of the channel. Elements of the same height can be joined together in any orientation. The half joints are symmetrically divided and allow optional sealing of the joints. Vertically aligned tongues and grooves facilitate rational installation: the direction of installation can be selected freely!

Flexibility in the planning and installation phase reaches a new level with the UNILINK® joint!

Load classes

Load classes[1]	Fields of application	SF-300
D400*[2] (test force 400 kN)	Roads	●
	Parking areas	●
	Pedestrian streets	●
E600*[2] (test force 600 kN)	Traffic routes in industrial areas	●
	Areas with high wheel loads	●
	Private traffic areas	●
F900*[2] (test force 900 kN)	Flight operation areas of commercial airports	●
	Special surfaces	●

[1] according to DIN 19580
[2] no cross drainage of heavily trafficked roads

ANRIN RapidLock-closure



This patented lock developed by ANRIN itself combines all important functions of a grate lock for the absorption of high loads in a stable and functional component. It also blends inconspicuously and harmoniously into the attractive surface of the cast iron grating.

Advantages:
- simply insert and snap in
- self-closing RapidLock locks the grating securely in place
- better absorption of traffic loads by interlocking grating and channel body
- functions reliably even when heavily soiled
- engaged and removed without special tools

Equipment



Sump unit
Upper, middle and lower part

SF-300



Pipe sockets

SF-300



End wall
with moulded in
Pipe socket DA/OD 200

SF-300



End wall
closed

SF-300



Seal kit

SF-300



Channel body
50 cm

SF-300



Channel body
100 cm
with pipe socket

SF-300

Channel dimensions for SF-300 Sump unit

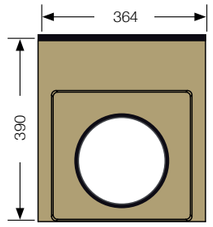

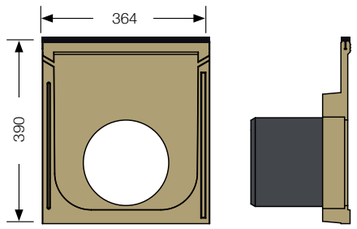

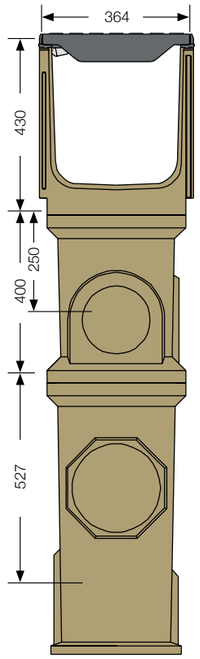

Installation instructions

ANRIN heavy-duty systems made of polymer concrete
With ANRIN drainage systems, precipitation water should be drained off safely and quickly. In addition, the structural elements have the task of absorbing static and dynamic loads resulting from traffic-related stresses and transferring them to the surrounding subsoil.

When selecting, planning and installing ANRIN drainage systems, extracts of the following technical regulations in their currently valid version must be observed.

The following installation instructions are schematic illustrations. These are exemplary and not binding. The information given here is based on our many years of experience in civil engineering and road construction and the current state of the art. Irrespective of this, planners and fabricators are always obliged to check the products and the installation instructions for their suitability. The exemplary details are simplified implementation suggestions. Superstructures are to be created specifically for each object.

Important: Insert grating during installation.

F900
with road concrete
or concrete slabs
or paving
beds

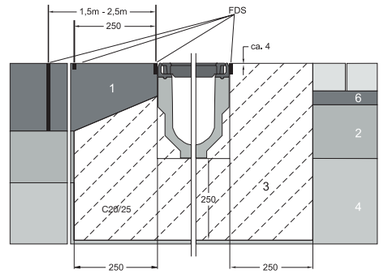

F900
with mastic asphalt

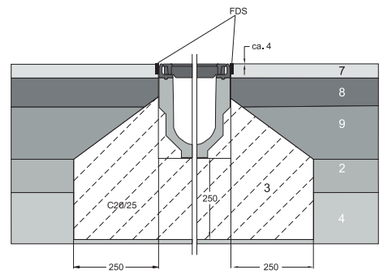

1. Roadway in-situ concrete
2. Base course
3. Concrete coating of the channel body
4. Subsoil, undisturbed ground
5. Prefabricated concrete slabs or brick systems
6. Paving bed
7. Wearing course
8. Binder course
9. Bitumen base course
   JSS= Joint sealing system

Rules and regulations
During installation, the current rules and regulations of the current state of the art must be observed.

These include:

DIN EN 1433	"Drainage channels for vehicular and pedestrian areas"
DIN 19580	"Drainage channels for vehicular and pedestrian areas..."
RStO	"Guidelines for the standardisation of pavement structures of traffic areas"
DIN EN 206-1	“Concrete Part 1 - Specification, performance, production and conformity"
DIN EN 1045-2	“Concrete, reinforced and prestressed concrete structures - Part 2: Part 2: Concrete - Specification, performance, production and conformity - Application rules for DIN EN 206-1"

Heavy duty channels SOLID BLOCK 200



The monolithic drainage system

The SOLID BLOCK is a drainage system in which the channel with its cover is manufactured in one casting. It consists of a closed mould made of polymer concrete. This material offers the highest load capacity and is known for its durability. The SOLID BLOCK also complies with all load classes of DIN EN 1433. The system is suitable for LAU systems and has the corresponding type approval from the DIBt.

Product specifications	
Material	Polymer concrete
Length	100 cm / 200 cm
Width	26.4 cm
Height	32 cm
Weight	71.5 kg / 143 kg
Nominal width	200 mm
Slope type	Constant invert
Fastening	Tongue and groove
Load capacity	cl. F900*
Cover gratings	-

Channel dimensions for SOLID BLOCK 200

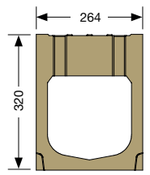

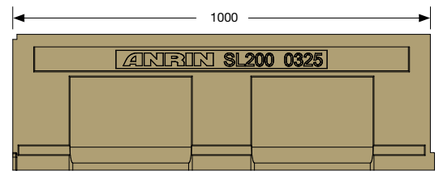

Load classes

Load classes[1]	Fields of application	SOLID BLOCK 200
D400*[2] (test force 400 kN)	Roads	●
	Parking areas	●
	Pedestrian streets	●
E600*[2] (test force 600 kN)	Traffic routes in industrial areas	●
	Areas with high wheel loads	●
	Private traffic areas	●
F900*[2] (test force 900 kN)	Flight operation areas of commercial airports	●
	Special surfaces	●

[1] according to DIN 19580
[2] no cross drainage of heavily trafficked roads

ANRIN RapidLock-closure



This patented lock developed by ANRIN itself combines all important functions of a grate lock for the absorption of high loads in a stable and functional component. It also blends inconspicuously and harmoniously into the attractive surface of the cast iron grating.

Advantages:
- simply insert and snap in
- self-closing RapidLock locks the grating securely in place
- better absorption of traffic loads
- functions reliably even when heavily soiled
- engaged and removed without special tools

Equipment



Two-piece Sump unit

SOLID BLOCK 200



Slotted grating OvalGrip Design
Length: 50 cm

Load class:
F900*



Revision element

SOLID BLOCK 200

Product specifications	2-piece inlet box	Access element
Material	Resin concrete	Resin concrete
Length	65 cm	65 cm
Width	26.4 cm	26.4 cm
Height	69.5 cm	33.5 cm
Weight	58.8 kg	38 kg
Slope type	Constant invert	Constant invert
Fastening	RapidLock	RapidLock
Load capacity	cl. F900	cl. F900
Cover gratings	Slotted cast iron grating, OvalGrip	Slotted cast iron grating, OvalGrip

Channel dimensions for SOLID BLOCK 200 Sump unit

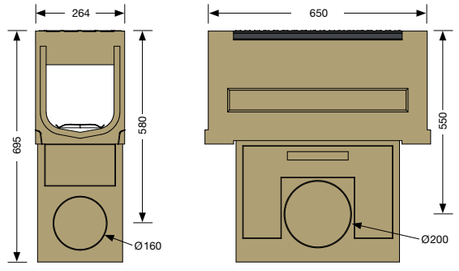

Channel dimensions for SOLID BLOCK 200 Revision element

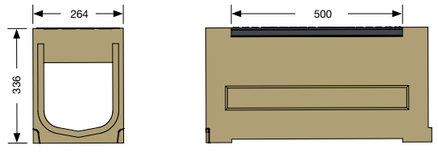

Installation instructions

With ANRIN drainage systems, precipitation water should be drained off safely and quickly. In addition, the structural elements have the task of absorbing static and dynamic loads resulting from traffic-related stresses and transferring them to the surrounding subsoil.

When selecting, planning and installing ANRIN drainage systems, extracts of the following technical regulations in their currently valid version must be observed.

The following installation instructions are schematic illustrations. These are exemplary and not binding. The information given here is based on our many years of experience in civil engineering and road construction and the current state of the art. Irrespective of this, planners and fabricators are always obliged to check the products and the installation instructions for their suitability. The exemplary details are simplified implementation suggestions. Superstructures are to be created specifically for each object.

Important: Insert grating during installation.

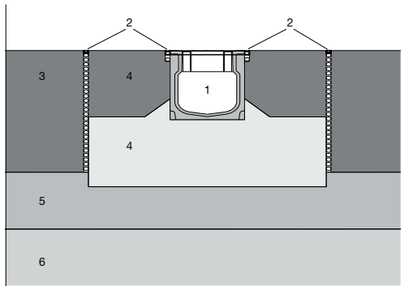

1. Channel element
2. Joint sealant system according to installation
3. Subsequent sealing system
4. Foundation made of reinforced concrete and sheathing made of reinforced FDE concrete taking into account the DAfStb guideline "Concrete when handling substances hazardous to water" according to static design
5. Base course
6. Frost protection layer

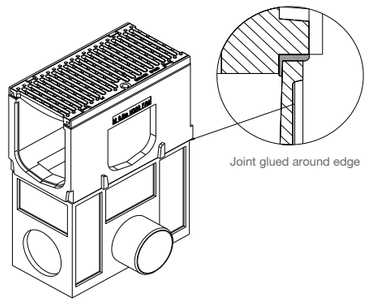

Seal the butt joint all around with a joint sealant which is suitable for the contact body and the application and which is generally approved by the building authorities or has European technical approval.

Rules and regulations
During installation, the current rules and regulations of the current state of the art must be observed.

These include:

DIN EN 1433	"Drainage channels for vehicular and pedestrian areas"
DIN 19580	"Drainage channels for vehicular and pedestrian areas..."
RStO	"Guidelines for the standardisation of pavement structures of traffic areas"
DIN EN 206-1	“Concrete Part 1 - Specification, performance, production and conformity"
DIN EN 1045-2	“Concrete, reinforced and prestressed concrete structures - Part 2: Part 2: Concrete - Specification, performance, production and conformity - Application rules for DIN EN 206-1"

Point inlet C250



Technical features

+ integrated odour trap
+ sludge bucket made of PE
+ preformed outlet DN 100 with NBR ring
+ attachment box has a preformed downpipe connection DN 100
+ RapidLock-closure

Product specifications	Point inlet	Add-on box
Material	Polymer concrete	Polymer concrete
Length	30.0 cm	30.0 cm
Width	30.0 cm	30.0 cm
Height	40 cm	25 cm
Weight	34.7 kg	10.5 kg
Drain	DA/OD 110	DA/OD 110
Cover	Cast iron grating cl. C 250 as longitudinal–bar grating	-
Load capacity	C250	C250

Equipment



Add-on box

Point inlet C250

Point inlet Dimensions

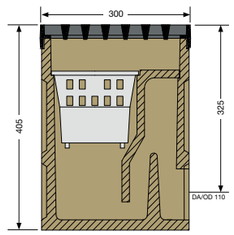

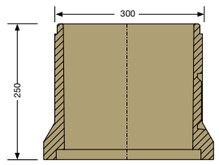

Table of contents
Urban development / municipalities

SELF Comfort Boot Scraper

112 Product specifications
114 Cover gratings
115 Installation instructions

KE-100 Reinforced edge Channel

118 Product specifications
120 Cover gratings
121 Joint system
121 Closure technology
122 Accessories

KE-150 Reinforced edge Channel

124 Product specifications
126 Cover gratings
127 Joint system
127 Closure technology
128 Accessories

KE-200 Reinforced edge Channel

130 Product specifications
132 Cover gratings
133 Joint system
134 Closure technology
134 Accessories
135 Installation instructions

KF-100 Reinforced edge Channel

136 Product specifications
138 Cover gratings
139 Joint system
139 Closure technology
140 Accessories
141 Installation instructions

SF-100 Heavy Duty Channel

142 Product specifications
144 Cover gratings
145 Joint system
145 Closure technology
146 Accessories

SF-150 Heavy Duty Channel

148 Product specifications
150 Cover gratings
151 Joint system
151 Closure technology
152 Accessories

SF-200 Heavy Duty Channel

154 Product specifications
156 Cover gratings
157 Joint system
157 Closure technology
158 Accessories

SF-300 Heavy Duty Channel

160 Product specifications
162 Cover gratings
163 Joint system
163 Closure technology
164 Accessories
169 Installation instructions

Heavy Duty Channel monolithic design SOLID BLOCK 200

166 Product specifications
168 Closure technology
169 Cover grating
169 Accessories
170 Installation instructions

Point Inlet C250

172 Product specifications

Z-100 Slotted Channels

176 Product specifications
178 Joint system
179 Accessories

Z-150 Slotted Channels

180 Product specifications
182 Joint system
183 Accessories



Urban development / municipalities

Slotted Channels Z-100



Product benefits
+ optimised self-cleaning thanks to smooth shaft
+ rounded stabilising bars
+ double fold to the outside for gap-free application of the covering
+ variable surface design
+ efficient installation thanks to UNILINK® joint system

ANRIN Slotted Channels
A drainage system for sophisticated requirements and aesthetic solutions. It consists of the actual channel body made of polymer concrete and a slot attachment made of galvanised steel or stainless steel. This is formed by two edged sheets. The shaft ends in a narrow slot. The sheets are covered with plates or paving stones during installation, meaning that only the slot on the surface remains visible.
This channel system is mainly used in the sophisticated design of squares and urban areas in urban development and is suitable for traffic loads of up to C250.

Product specifications	Lower channel section	Slotted top
Material	Polymer concrete	Galvanised/stainless steel
Length	50 cm and 100 cm	50 cm and 100 cm
Width	13.6 cm	13.6 cm und 16.0 cm
Height	15.3 cm	13.2 cm und 18.2 cm
Slot width SW		1.25 cm
Shaft height SH		11 cm / 16 cm
Nominal width	100 mm	
Load class	A15 to C250	
Slope type	Constant invert *	
Joint type	UNILINK®-joint	
Profile version		laterally flush slot

* Channels with sloping invert on request

Channel dimensions for slotted top channels Z-100

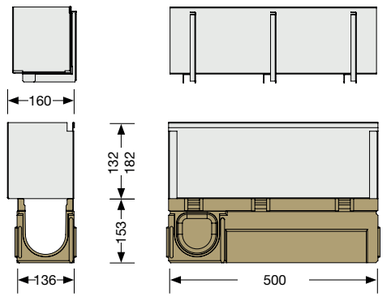

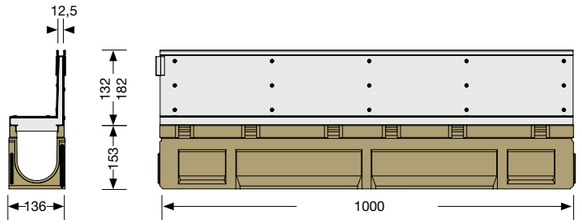

ANRIN UNILINK®-joint



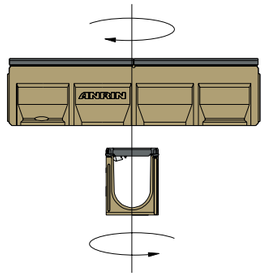

The optimised UNILINK® joint system eliminates the traditional distinction between the start and end of the channel. Elements of the same height can be joined together in any orientation. The half joints are symmetrically divided and allow optional sealing of the joints. Vertically aligned tongues and grooves facilitate rational installation: the direction of installation can be selected freely!

Flexibility in the planning and installation phase reaches a new level with the UNILINK® joint!

Load classes

Load classes[1]	Fields of application	Z-100
A15 (test force 15 kN)	Fields of application	●
	Cycleways and footpaths	●
	Schoolyards	●
	Green spaces, gardening and landscaping	●
B125 (test force 125 kN)	Footpaths, pedestrian zones	●
	Car parking areas, car parking decks	●
	Garage entrances, yard areas	●
C250 (test force 250 kN)	Road edge drainage	●
	Guide and side strips	●
D400* (test force 400 kN)	Roads	
	Parking areas, federal motorway parking areas	
	Pedestrian streets	

[1] according to DIN 19580
[2] no cross drainage of heavily trafficked roads

Equipment



Sump unit
with drains DA/OD 110 and 160, moulded NBR rings, Dirt trap bucket
Z-100



End wall
with pipe socket DA/OD 110

Z-100



End wall
closed

Z-100



Connection piece

Z-100



Inspection hook
for the removing the inspection attachments

Z-100



Mesh insert
stainless steel
Length: 100 cm

Z-100



Channel body
50 cm

Z-100



Channel body
100 cm
with pipe socket

Z-100

Channel dimensions for Z-100 Sump unit

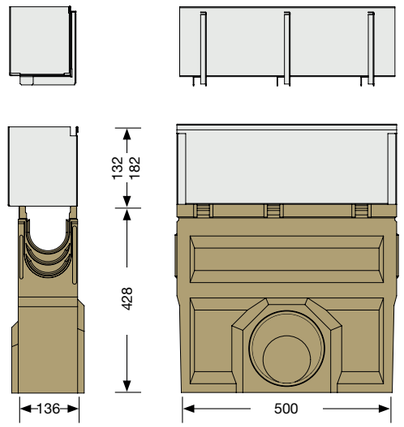

Urban development / municipalities

Slotted Channels Z-150



Product benefits
+ optimised self-cleaning thanks to smooth shaft
+ rounded stabilising bars
+ double fold to the outside for gap-free application of the covering
+ variable surface design
+ efficient installation thanks to UNILINK® joint system

ANRIN Slotted Channels
A drainage system for sophisticated requirements and aesthetic solutions. It consists of the actual channel body made of polymer concrete and a slot attachment made of galvanised steel or stainless steel. This is formed by two edged sheets. The shaft ends in a narrow slot. The sheets are covered with plates or paving stones during installation, meaning that only the slot on the surface remains visible.
This channel system is mainly used in the sophisticated design of squares and urban areas in urban development and is suitable for traffic loads of up to C250 suitable up to D400*.

Product specifications	Lower channel section	Slotted top
Material	Polymer concrete	Galvanised/stainless steel
Length	50 cm and 100 cm	50 cm and 100 cm
Width	21.4 cm	21.4 cm
Height	18.8 cm	23.0 cm
Slot width SW		1.25 cm
Shaft height SH		20.0 cm
Nominal width	100 mm	
Load class	A15 to D400	
Slope type	Constant invert *	
Joint type	UNILINK®-joint	
Profile version		laterally flush slot

* Channels with sloping invert on request

Channel dimensions for slotted top channels Z-150

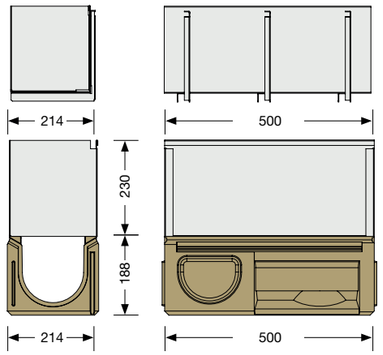

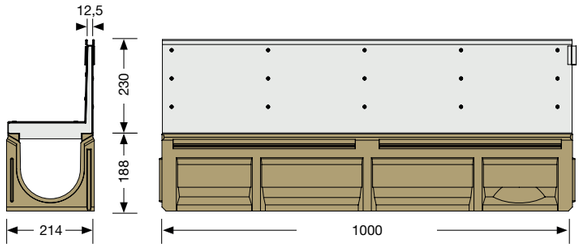

ANRIN UNILINK®-joint



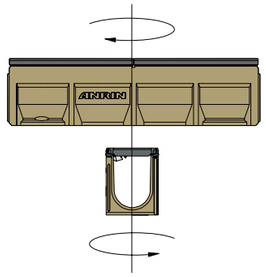

The optimised UNILINK® joint system eliminates the traditional distinction between the start and end of the channel. Elements of the same height can be joined together in any orientation. The half joints are symmetrically divided and allow optional sealing of the joints. Vertically aligned tongues and grooves facilitate rational installation: the direction of installation can be selected freely!

Flexibility in the planning and installation phase reaches a new level with the UNILINK® joint!

Load classes

Load classes[1]	Fields of application	Z-150
A15 (test force 15 kN)	Fields of application	●
	Cycleways and footpaths	●
	Schoolyards	●
	Green spaces, gardening and landscaping	●
B125 (test force 125 kN)	Footpaths, pedestrian zones	●
	Car parking areas, car parking decks	●
	Garage entrances, yard areas	●
C250 (test force 250 kN)	Road edge drainage	●
	Guide and side strips	●
D400* (test force 400 kN)	Roads	●
	Parking areas, federal motorway parking areas	●
	Pedestrian streets	●

[1] according to DIN 19580
[2] no cross drainage of heavily trafficked roads

Equipment



Sump unit
with drains DA/OD 160 and 200,
moulded NBR rings,
Dirt trap bucket
Z-150



End wall
with pipe socket DA/OD 160

Z-150



End wall
closed

Z-150



Connection piece

Z-150



Inspection hook
for the removing the inspection attachments

Z-150



Mesh insert
stainless steel
Length: 100 cm

Z-150



Channel body
50 cm

Z-150



Channel body
100 cm
with pipe socket

Z-150

Channel dimensions for Z-150 Sump unit

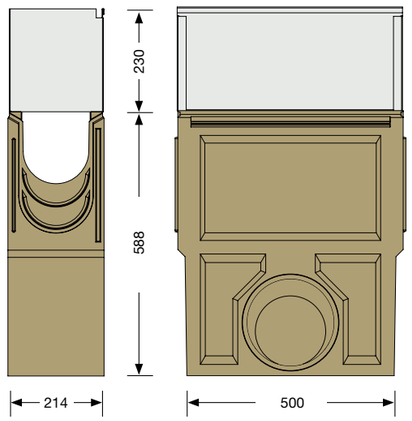

Table of contents
Sports facilities

IAAF-conform

Channel 125
(Type A/B/E/F)

186 Product specifications
188 Area of application
189 Installation instructions
190 Accessories

Channel 125
(Type C.1/C.2/C.3/C.4)

192 Product specifications
194 Area of application
195 Installation instructions
196 Accessories

Channel 125
(Type C.5/C.6/C.7/C.8)

198 Product specifications
200 Area of application
201 Installation instructions
202 Accessories

Drainage system
Tray channel

204 Product specifications
206 Area of application
207 Installation instructions

Tray channel drainage
system with groove

208 Product specifications
210 Area of application
211 Installation instructions

Edging system
Turf edge plate

212 Product specifications
214 Area of application
215 Installation instructions

Drainage system
NW 100/125 synthetic turf

216 Product specifications
218 Area of application
219 Installation instructions

Clamping block
edging system

220 Product specifications
221 Installation instructions

Clamping rail
edging system

222 Product specifications
223 Installation instructions

Soft edge block

224 Product specifications
225 Installation example
226 Area of application
227 Laying instructions

Sand collecting channel

228 Product specifications
229 Installation example
230 Area of application
231 Laying instructions

Cable distribution shaft

232 Product specifications
234 Area of application
235 Installation instructions



Sports facilities
Channel 125 (Type A/B/E/F)
Arenas with elevated playing fields

Channel 125 A/B
without upstand
straight/curved (R = 36.5 m)



Channel 125 E/F
with upstand on one side
straight/curved (R = 36.5 m)



Open channels with upstand on one side are used for drainage of arenas with elevated grass playing fields. In the segment area, open channels without upstands are used, as the running track and segments are generally at the same height. In the ANRIN SPORT drainage system NW 125, the polymer concrete channel body and a HDPE plastic cover form a sensible combination of drainage and running-track bordering.
The covers comply with DIN 18035 and international athletics regulations.

Product specifications	125 A/B	125 E/F	Cover
Material	Polymer concrete	Polymer concrete	Plastic
Length	100 cm	100 cm	100 cm
Width	16.0 cm	17.5 cm	16.0 cm
Height	20.0 cm	24.0 cm	5.0 cm
Weight	16 kg	18 kg	-

Plastic cover



Plastic cover

PE-HD, white,
straight/curved (R = 36.5 m)

Area of application

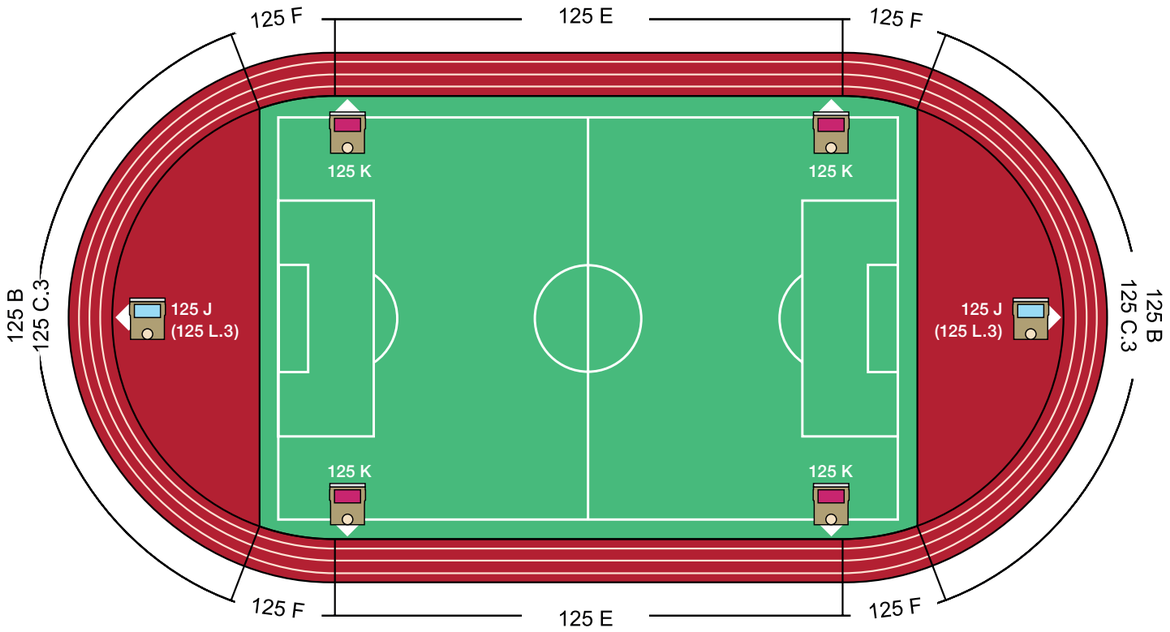

Sump unit with 4 cm upturn

Sump unit without upturn

Area of application
Arenas with elevated playing fields and/or segments
Sprint tracks with elevated secondary surfaces

ANRIN SPORT drainage system 125, open channel	
Channel type 125 A, without upstand, in the straight sections	Art. 04111000
Plastic cover, straight	Art. 04370000
Channel type 125 B, without upstand, in the transition area between playing field/segment and/or in the segment	Art. 04112000
Plastic cover, curved	Art. 04371000
Alternative for surfaces at the same height:	
Channel type 125 C.3, slotted channel, in segment	Art. 04112310
Plastic cover, curved	Art. 04374000
Channel type 125 E, with upstand, in the straight sections	Art. 04113000
Plastic cover, straight	Art. 04370000
Channel type 125 F, with upstand, in the transition area of the playing field/segment	Art. 04114000
Plastic cover, curved	Art. 04371000
Inlet box type 125 J, without upstand, in segment	Art. 04117000
Inlet box type 125 K, with upstand, in the straight lines	Art. 04118000

Installation instructions

ANRIN SPORT example installations Drainage system 125 for Arenas with elevated playing fields and/or segments

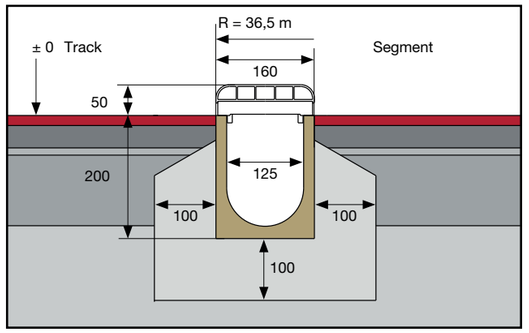

ANRIN SPORT
Drainage system 125
Channel 125 A/B
- straight/curved
- plastic cover (white)

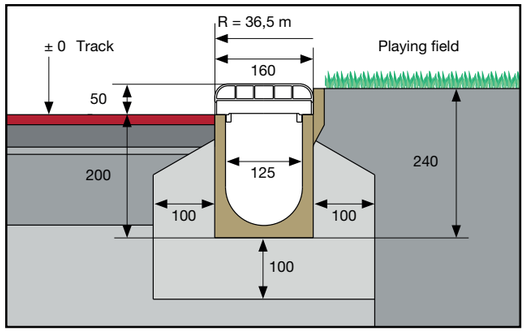

ANRIN SPORT
Drainage system 125
Channel 125 E/F
- straight/curved
- plastic cover (white)

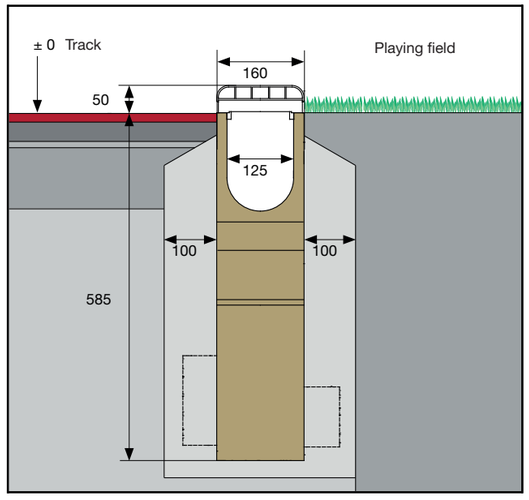

ANRIN SPORT
Drainage system 125
Sump unit 125 J,
without raised edge
- plastic cover (white)

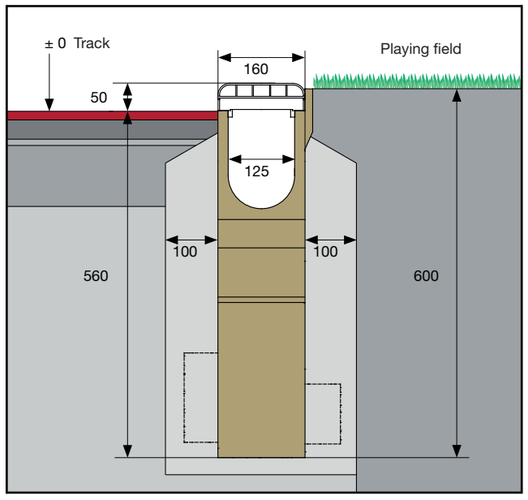

ANRIN SPORT
Drainage system 125
Sump unit 125 K,
with raised edge
- plastic cover (white)

Equipment



Sump unit 125 J
without upturn
Perforations DA/OD 110/160

ANRIN SPORT



Sump unit 125 K
with upturn on one side
Perforations DA/OD 110/160

ANRIN SPORT



Plastic cover
PE-HD, white,
straight/curved (R = 36.5 m)

ANRIN SPORT

Product specifications	Sump unit	Cover
Material	Polymer concrete	Plastic
Length	50 cm	100 cm
Width	16.0 cm - 17.5 cm	16.0 cm
Height	58.5 - 62.5 cm	5.0 cm
Weight	29.0 - 29.6 kg	-

Sports facilities
Channel 125 (Type C.1/C.2/C.3/C.4)
Arenas with elevated playing fields
Version for in-situ coverings

Channel 125 C.1 – C.4
with claw grooves
coatable on one/both sides
straight/curved (R = 36.5m)



Channel 125 R.1 – R.4
Channel with inspection opening,
with claw grooves
coatable on one/both sides
straight/curved (R = 36.5m)

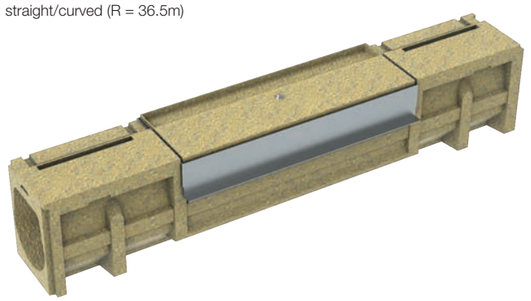

The NW 125 slotted channel was developed for the increasing number of arenas with level playing fields. This system ensures maximum variability with regard to different areas of the installation. The elimination of tripping hazards increases the comfort of use and simplifies maintenance. In order to comply with the regulations of the International Association of Athletics Federations, it is sufficient, where necessary (e.g. in case of a competition) to provide the channel bodies along the inside of the running track with a mobile frame or plastic cover.

Product specifications	125 C.1 – C.4	125 R.1 – R.4	Cover
Material	Polymer concrete	Polymer concrete	Plastic
Length	100 cm	100 cm	100 cm
Width	16.0 cm	16.0 cm	16.0 cm
Height	18.7 - 20.0 cm	18.7 - 20.0 cm	5.0 cm
Weight	22.5 - 25.0 kg	24.0 - 29.0 kg	-

Plastic cover



Plastic cover

PE-HD, white,
straight/curved (R = 36.5 m)

Area of application

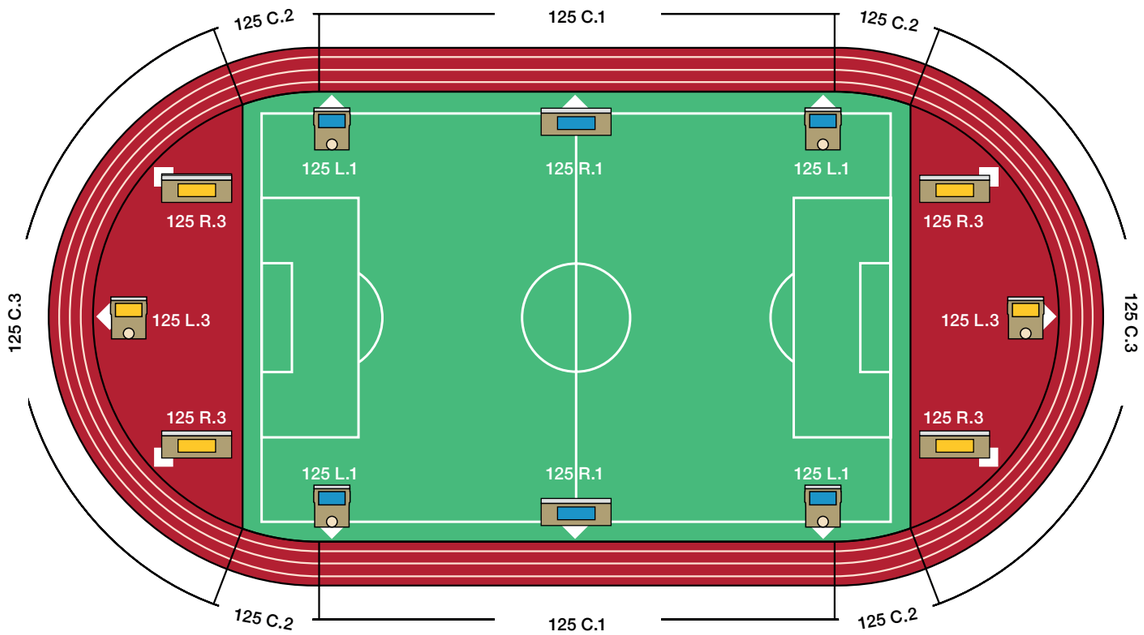

Sump unit with cover coatable on one side

Channel with inspection opening coatable on one side

Sump unit with cover coatable on both sides

Channel with inspection opening coatable on both sides

Area of application
Arenas with field, running track and/or segments at the same height
Bundeswehr Sports Facilities

ANRIN SPORT drainage system 125, open channel	
Channel type 125 C.I, straight, can be coated on one side, in the straight sections	Art. 04112110
Channel type 125 C.2, curved, can be coated on one side, in the transition area of the field/segment	Art. 04112210
Channel type 125 C.3, curved, can be coated on both sides, in segment	Art. 04112310
Channel type 125 C.4, straight, can be coated on both sides, in the straight sections	Art. 04112410
Channel type 125 R. I, straight, can be coated on one side, with inspection opening, in the straight sections	Art. 04112120
Channel type 125 R.2, curved, can be coated on one side, with inspection opening, in the transition area playfield/segment	Art. 04112220
Channel type 125 R.3, curved, can be coated on both sides, with inspection opening, in segment	Art. 04112320
Channel type 125 R.4, straight, can be coated on both sides, with inspection opening, in the straight sections	Art. 04112420
Inlet box type 125 L.1, with slotted cover, can be coated on one side, in the straight sections	Art. 04119010
Inlet box type 125 L.3, with slotted cover, can be coated on both sides, in segment	Art. 04119030
Plastic cover, HDPE, white, mobile, straight	Art. 04373000
Plastic cover, HDPE, white, mobile, curved	Art. 04374000

Installation instructions

ANRIN SPORT example installations Drainage system 125 for Arenas with field, running track and/or segments at the same height

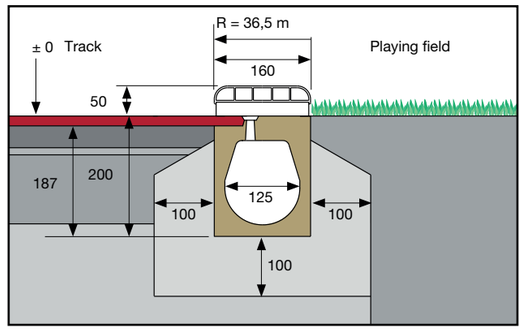

ANRIN SPORT
Drainage system 125
Channel 125 C.1/C.2
Channel 125 R.1/R.2
- straight/curved
- plastic cover (white)
- can be coated on one side

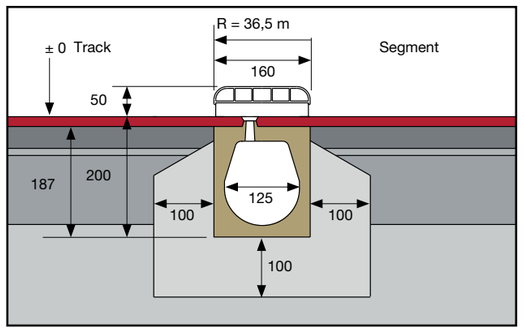

ANRIN SPORT
Drainage system 125
Channel 125 C.3/C.4
Channel 125 R.3/R.4
- straight/curved
- plastic cover
- can be coated on one side

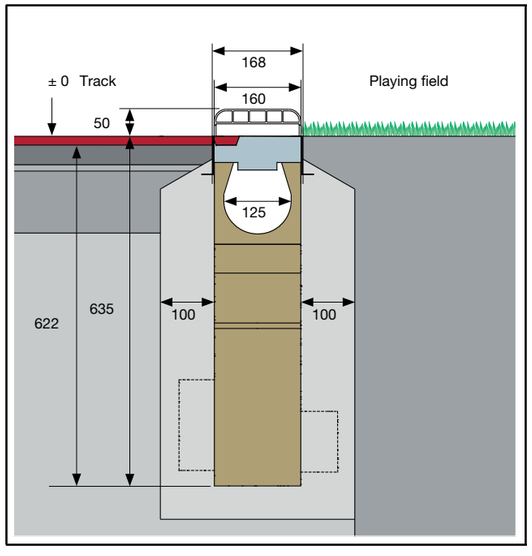

ANRIN SPORT
Drainage system 125
Sump unit 125 L.1,
with slotted cover, can be coated
on one side, in the straight sections
- plastic cover (white)

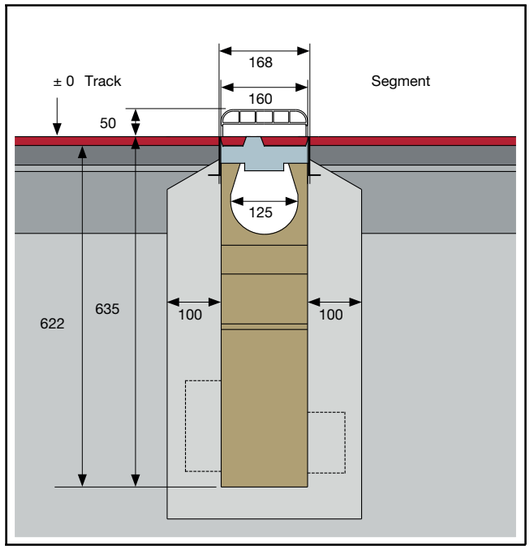

ANRIN SPORT
Drainage system 125
Sump unit 125 L.3,
with slotted cover, can be coated
on both sides, in segment
- plastic cover (white)

Equipment



Sump unit 125 L.1
with aluminium angle frame and slotted cover that can be coated on one side with PE sludge bucket and preformed parts DA/OD 110/160

ANRIN SPORT



Sump unit 125 L.3
with aluminium angle frame and slotted cover that can be coated on both sides with PE sludge bucket and preformed parts DA/OD 110/160

ANRIN SPORT



Plastic cover
HDPE, white, mobile
straight/curved (R = 36.5 m)

ANRIN SPORT

Product specifications	Sump unit	Cover
Material	Polymer concrete	Plastic
Length	50 cm	100 cm
Width	16.0 cm	16.0 cm
Height	63.5 cm	5.0 cm
Weight	29.9 kg	-

Sports facilities
Channel 125 (Type C.5/C.6/C.7/C.8)
Arenas with elevated playing fields with level surface for coating with track surface

Channel 125 C.5 - C.8
can be coated on one or both sides
straight/curved (R = 36.5 m)



Channel 125 R.5 - R.8
Channel with inspection opening
can be coated on one or both sides
straight/curved (R = 36.5 m)



The NW 125 slotted channel was developed for the increasing number of arenas with level playing fields. This system ensures maximum variability with regard to different areas of the installation. The elimination of tripping hazards increases the comfort of use and simplifies maintenance. In order to comply with the regulations of the International Association of Athletics Federations, it is sufficient, where necessary (e.g. in case of a competition) to provide the channel bodies along the inside of the running track with a mobile frame or plastic cover.

Product specifications	125 C.5 – C.8	125 R.5 – R.8	Cover
Material	Polymer concrete	Polymer concrete	Plastic
Length	100 cm	100 cm	100 cm
Width	16.0 cm	16.0 cm	16.0 cm
Height	18.7 - 20.0 cm	18.7 - 20.0 cm	5.0 cm
Weight	22.5 - 26.0 kg	24.0 - 26.0 kg	-

Cover



Plastic cover

HDPE (white, mobile)
straight/curved (R = 36.5 m)

Area of application

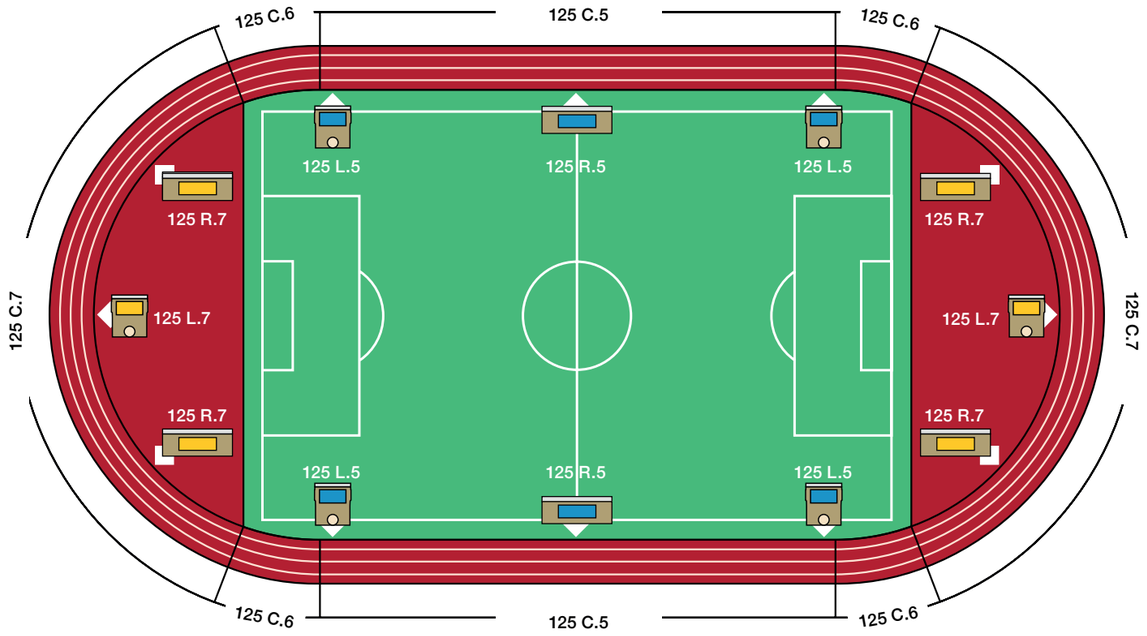

Sump unit with cover coatable on one side

Sump unit with cover coatable on one side

Sump unit with cover coatable on one side

Sump unit with cover coatable on one side

Area of application
Arenas with field, running track and/or segments at the same height
Bundeswehr Sports Facilities

ANRIN SPORT drainage system 125 slotted channel, for coverings with metre goods	
Channel type 125 C.5, straight, can be coated on one side, in the straight sections	Art. 04112510
Channel type 125 C.6, curved, can be coated on one side, in the transition area of the field/segment	Art. 04112610
Channel type 125 C.7, curved, can be coated on both sides, in segment	Art. 04112710
Channel type 125 C.8, straight, can be coated on both sides, in the straight sections	Art. 04112810
Channel type 125 R.5, straight, can be coated on one side, with inspection opening, in the straight sections	Art. 04112520
Channel type 125 R.6, curved, can be coated on one side, with inspection opening, in the transition area field/segment	Art. 04112620
Channel type 125 R.7, curved, can be coated on both sides, with inspection opening, in segment	Art. 04112720
Channel type 125 R.8, straight, can be coated on both sides, with inspection opening, in the straight sections	Art. 04112820
Inlet box type 125 L.5, with slotted cover, can be coated on one side, in the straight sections	Art. 04119050
Inlet box type 125 L.7, with slotted cover, can be coated on both sides, in segment	Art. 04119070
Plastic cover, HDPE, white, mobile, straight	Art. 04373000
Plastic cover, HDPE, white, mobile, curved	Art. 04374000

Installation instructions

ANRIN SPORT example installations Drainage system 125 slotted channel, for coverings with metre goods

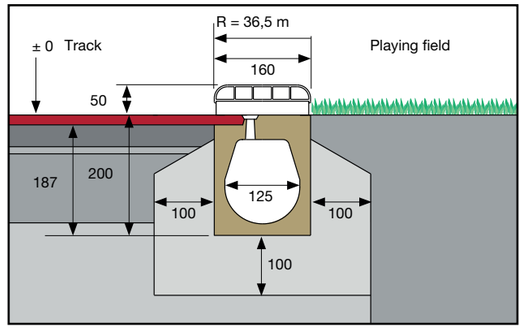

ANRIN SPORT
Drainage system 125
slotted channel
Channel 125 C.5/C.6
Channel 125 R.5/R.6
- straight/curved
- plastic cover (white)
- can be coated on one side

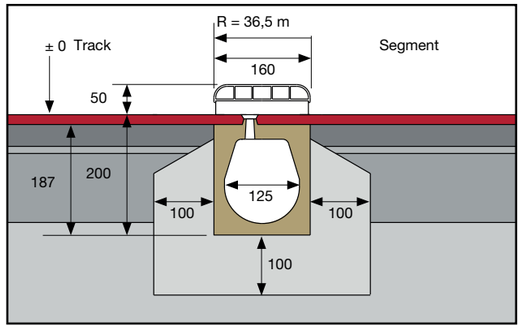

ANRIN SPORT
Drainage system 125
slotted channel
Channel 125 C.7/C.8
Channel 125 R.7/R.8
- straight/curved
- plastic cover (white)
- can be coated on both sides

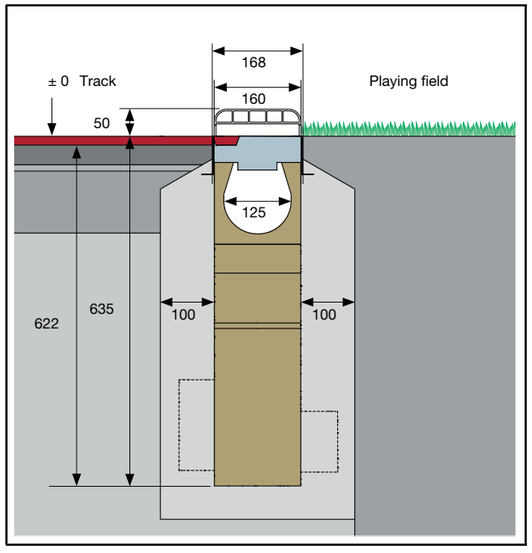

ANRIN SPORT
Drainage system 125
slotted channel
Sump unit 125 L.5
- plastic cover (white)

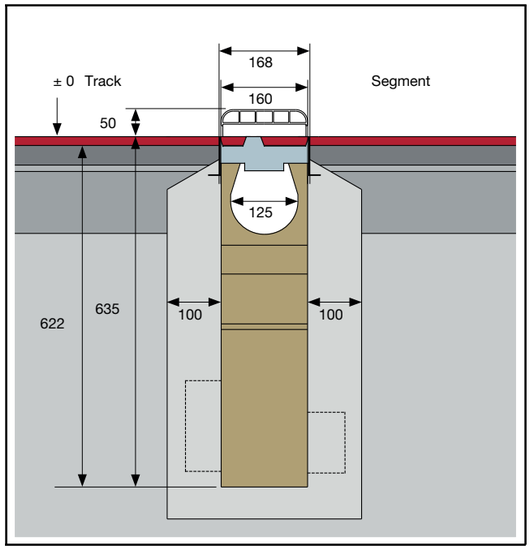

ANRIN SPORT
Drainage system 125
slotted channel
Sump unit 125 L.7
- plastic cover (white)

Equipment



Sump unit 125 L.5
with aluminium angle frame and slotted cover that can be coated on one side with PE sludge bucket and preformed parts DA/OD 110/16

ANRIN SPORT



Sump unit 125 L.7
with aluminium angle frame and slotted cover that can be coated on both sides with PE sludge bucket and preformed parts DA/OD 110/160

ANRIN SPORT



Plastic cover
HDPE, white, mobile
straight/curved (R = 36.5 m)

ANRIN SPORT

Product specifications	Sump unit	Cover
Material	Polymer concrete	Plastic
Length	50 cm	100 cm
Width	16.0 cm	16.0 cm
Height	63.5 cm	5.0 cm
Weight	29.9 kg	-

Sports facilities
Tray channel
for Arenas Type C and D



With their flat and open cross-section, ANRIN SPORT tray channels made of polymer concrete are a sensible alternative for the drainage of sports facilities with unbound surfaces.
Easy to clean as a gutter without a cover, it is a safe and clean solution for field edging thanks to the favourable height-width ratio. Each gutter is equipped with two stirrup anchors, which guarantee a stable connection with the ground. They are installed into a 15 x 35 cm concrete bed; there is an expansion joint every 20 m.

Product specifications	Tray channel	Sump unit
Material	Polymer concrete	Polymer concrete
Length	100 cm	50 cm
Width	25.0 cm	25.0 cm
Height	7.0 cm	37.5 cm
Weight	19.0 kg	22.0 kg

Equipment



Sump unit
with plastic grating inside

Traychannel

Area of application

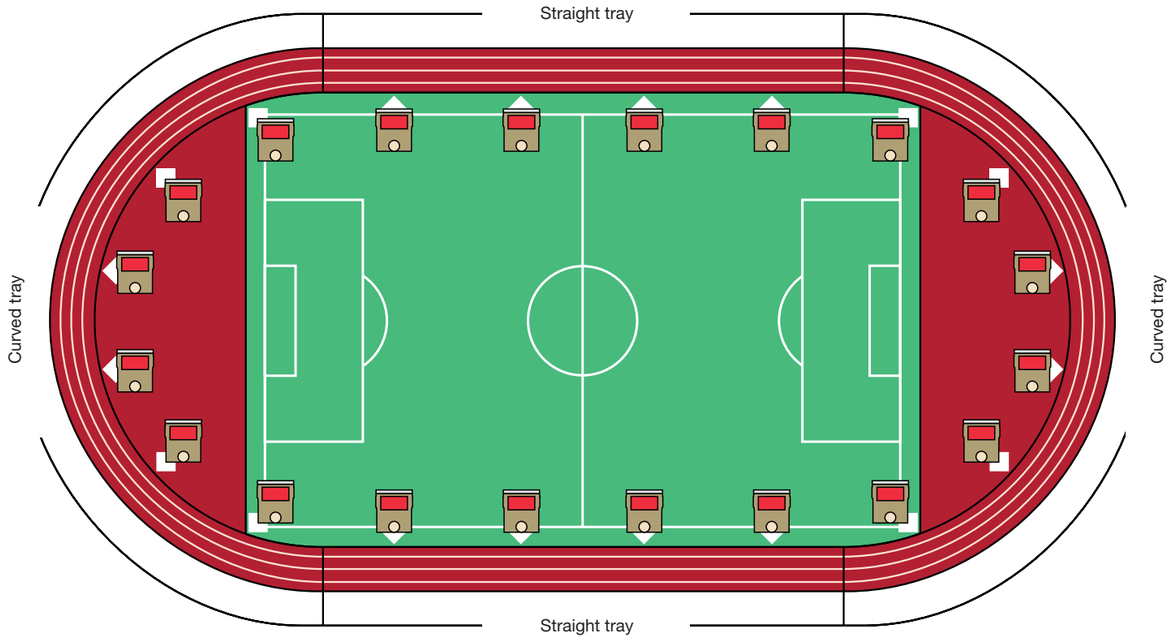

Sump unit for tray channels

Area of application
Arenas with level playing fields
Playgrounds and sports fields with a grass/synthetic surface combination
Sandy or granulated artificial turf pitches

ANRIN SPORT Trough channel	
Tray channel, straight, L = 100 cm, in the straight sections	Art. 04211010
Tray channel, curved, R = 36.5 m, in the transition area field/segment and in the segments	Art. 04212010
Plastic grating OvalGrip, PA, L = 50 cm, for insertion into the inlet box	Art. 01004140
Inlet box with PE bucket and preform DA/OD 110 with sealing ring	Art. 04215000

Installation instructions

ANRIN SPORT Drainage system tray channel for arenas type C and D

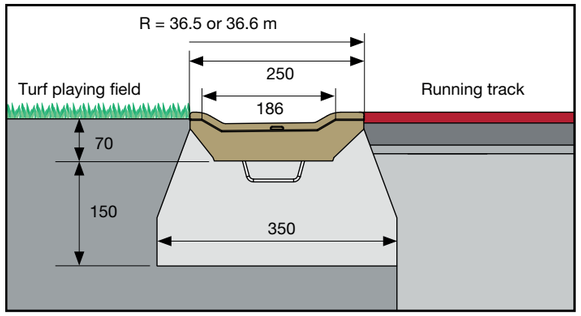

ANRIN SPORT
Tray channel
- with two stirrup anchors
- straight/curved (R = 36.5 m)

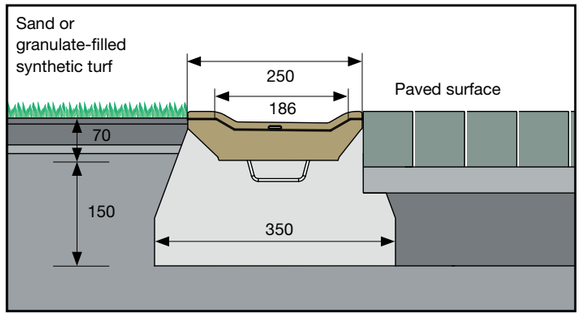

ANRIN SPORT
Tray channel
- with two stirrup anchors
- straight/curved (R = 36.5 m)

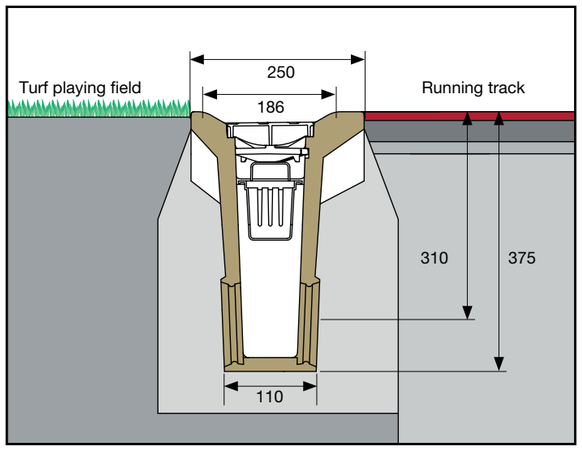

ANRIN SPORT
Tray channel inlet box
- with moulded tray channel
- with OvalGrip plastic grating on top
- with PE bucket and preform DA/OD 110
- pipe connection optionally left or right
- optionally with expansion joint strips on the end face

Sports facilities
Tray channel with interlocking groove
for Arenas with a synthetic surface



With their flat and open cross-section, ANRIN SPORT tray channels made of polymer concrete are a sensible alternative for the drainage of sports facilities with unbound surfaces.
Easy to clean as a gutter without a cover, it is a safe and clean solution for field edging thanks to the favourable height-width ratio. Each gutter is equipped with two stirrup anchors, which guarantee a stable connection with the ground. They are installed into a 15 x 35 cm concrete bed; there is an expansion joint every 20 m.

Product specifications	Tray channel	Sump unit
Material	Polymer concrete	Polymer concrete
Length	100 cm	50 cm
Width	25.0 cm	25.0 cm
Height	7.0 cm	37.5 cm
Weight	19.0 kg	22.0 kg

Zubehör



Sump unit
with web grating inside

Tray channel with interlocking groove

Area of application

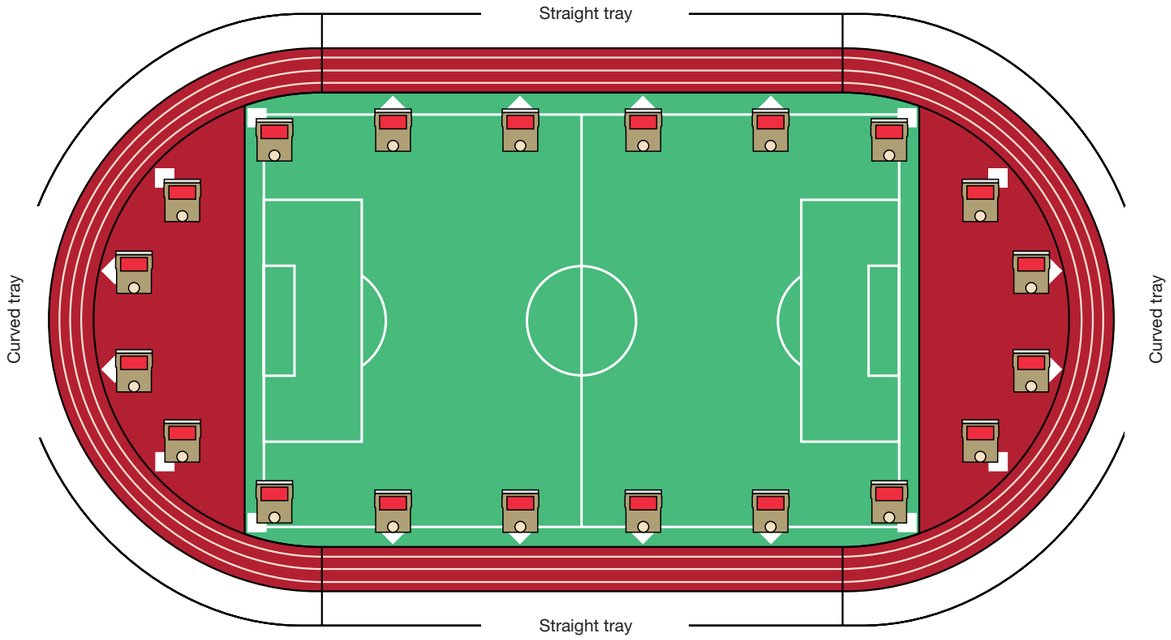

Sump unit for tray channels

Area of application
Arenas with level playing fields
Playgrounds and sports fields with a grass/synthetic surface combination
Sandy or granulated artificial turf pitches

ANRIN SPORT trough channel with interlocking groove	
Tray channel, straight, L = 100 cm, in the straight sections	Art. 04211020
Tray channel, curved, R = 36.5 m, in the transition area field/segment and in the segments	Art. 04212020
Plastic grating OvalGrip, PA, L = 50 cm, for insertion into the inlet box	Art. 01004140
Inlet box with PE bucket and preform DA/OD 110 with sealing ring	Art. 04215001

Installation instructions

ANRIN SPORT drainage system tray channel for arenas type C and D

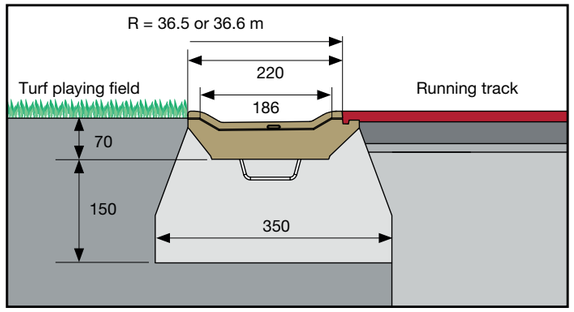

ANRIN SPORT
Tray channel
- with two stirrup anchors
- interlocking groove
- straight/curved (R = 36.5 m)

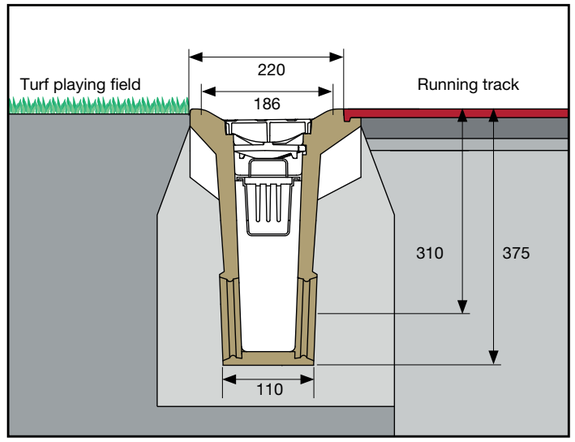

ANRIN SPORT
Tray channel inlet box
- with moulded tray channel
- interlocking groove
- with OvalGrip plastic grating on top
- with PE bucket and preform DA/OD 110
- pipe connection optionally left or right
- optionally with expansion joint strips on the end face

Sports facilities
Turf edge plate
for enclosing tracks with synthetic covering



The ANRIN SPORT polymer concrete turf edge plate is specially constructed for the external edging of running tracks in arenas.
The interlocking groove on one side enables the plastic covering to be processed precisely. For simple and clean installation, the end faces are equipped with a tongue and groove system. The profiled underside of the lawn edge plate and 4 symmetrically arranged stirrup anchors guarantee a permanent and frost-proof connection to the strip foundation.

Product specifications	Turf edge plate	Turf edge plate, curved (R = 44.10 m)
Material	Polymer concrete	Polymer concrete
Length	100 cm	100 cm
Width	25.0 cm	25.0 cm
Height	6.5 cm	6.5 cm
Weight	19.0 kg	19.0 kg

Area of application



Area of application
Outdoor edging of running tracks in arenas
Edging of playing areas

ANRIN SPORT lawn edge plate	
Turf edge plate, straight, with 4 stirrup anchors, interlocking groove	Art. 04204500
Turf edge plate, curved (R = 44.10 m), with 4 stirrup anchors, interlocking groove	Art. 04204600

Installation instructions

For more than 40 years, ANRIN has dedicated itself innovatively, competently and successfully to drainage technology in sports construction. ANRIN introduced and developed pioneering systems such as screwless artificial turf clamping. Drainage of arenas, demarcation of running tracks and the bordering of shot-putting areas and jumping pits complete the ANRIN SPORT product range. All ANRIN SPORT components comply with the requirements of the IAAF, the International Amateur Athletic Federation, for the construction of running tracks and playing fields and DIN 18035 for drainage of sports fields.

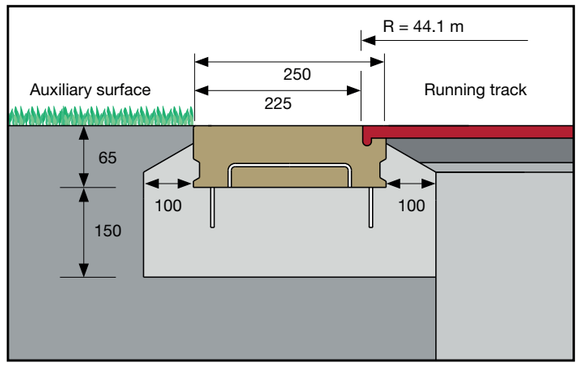

ANRIN SPORT
Turf edge plate
- with 4 stirrup anchors
- interlocking groove
- straight/curved (R = 44.1 m)

Sports facilities
Drainage system NW 100 synthetic turf
for rectangular synthetic turffields
the attachment of the synthetic turf outside the channel



The NW 100 synthetic turf of the ANRIN SPORT drainage system offers the optimal solution for the drainage of all modern artificial turf systems. Two important functions are covered simultaneously by a single component here: the fixation of the artificial turf and the drainage of the adjacent areas.
Damage to the ground material is avoided thanks to the screwless clamping. By dispensing with the arrangement of metal parts on the surface, the greatest possible safety during sports is guaranteed. The channel cross-section, which has no annoying fastening components for covers and locks, facilitates cleaning and maintenance processes.

Product specifications	NW 100	Sump unit	Cover
Material	Polymer concrete	Polymer concrete	Galvanised steel
Length	100 cm	50 cm	100 cm
Width	18.8 cm	18.8 cm	13.0 cm
Height	20.0 cm	56.3 cm	-
Weight	25.0 kg	27.5 kg	-



Area of application

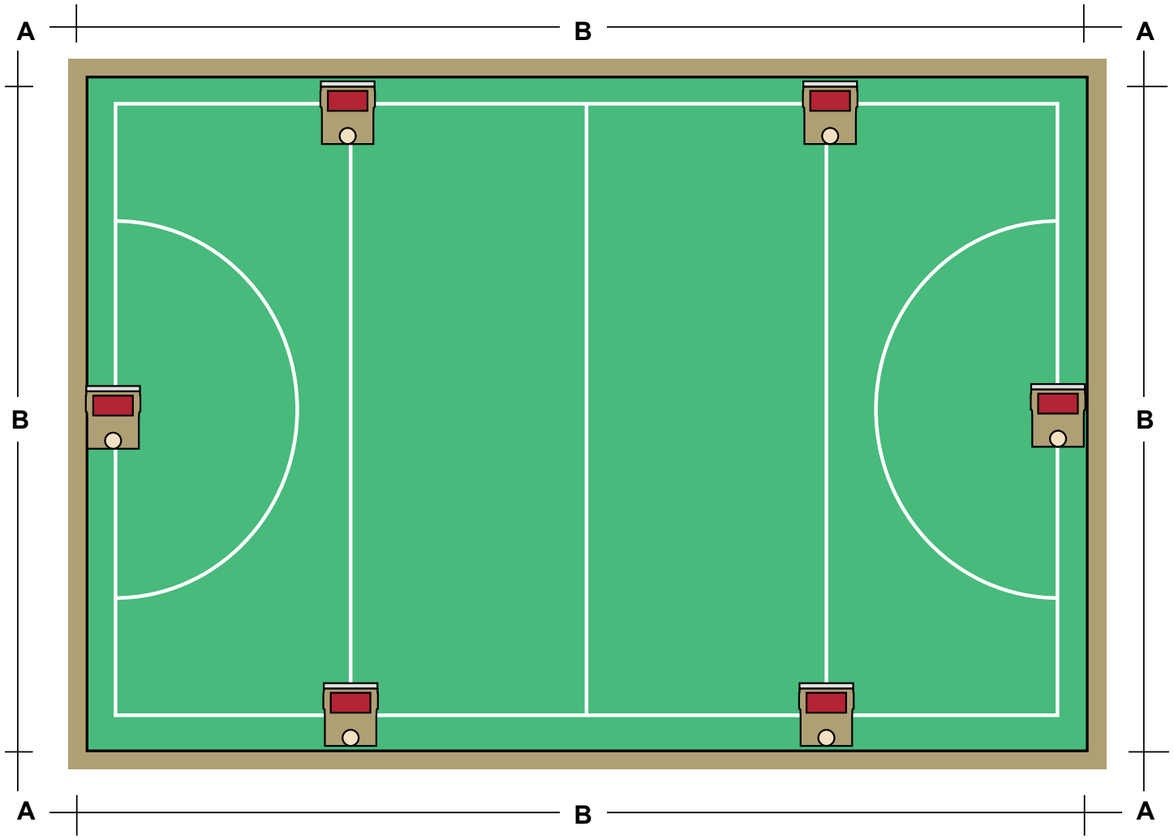

Sump unit for clamping channel NW 100

A Clamp channel with mitred cut for 90° corner
Clamp stone with mitred cut for 90° corner
Clamp rail with mitred cut for 90° corner

B Clamp channel NW 100 L = 100 cm
Clamp stone L = 100 cm
Clamp rail L = 200 cm

Area of application
rectangular artificial turf pitches with adjacent areas at the same height

ANRIN SPORT drainage system NW 100 synthetic turf	
Clamping channel NW 100, L = 100 cm, with steel web grating, galvanised	Art. 04401001
Inlet box with inlet opening, with dirt trap bucket and preform for pipe socket DA/OD 110	Art. 04403001
Mitre cut on clamping channel NW 100 with web grating for 90° corners	Art. 01307600

Installation instructions

ANRIN SPORT drainage system NW 100 synthetic turf for rectangular synthetic turf pitches
For more than 40 years, ANRIN has dedicated itself to drainage technology in sports construction with innovation, expertise and success. ANRIN introduced and developed pioneering systems such as screwless artificial turf clamping. Drainage of arenas, demarcation of running tracks and the bordering of shot-putting areas and jumping pits complete the ANRIN SPORT product range. All ANRIN SPORT components comply with the requirements of the IAAF, the International Amateur Athletic Federation, for the construction of running tracks and playing fields and DIN 18035 for drainage of sports fields.

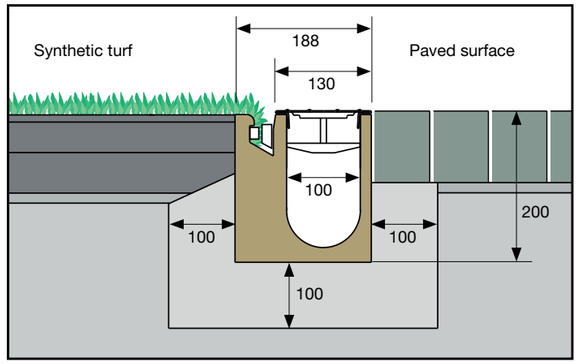

ANRIN SPORT
Drainage system NW 100 synthetic turf
Clamping channel NW 100
- for rectangular synthetic turf pitches with adjacent areas at the same height
- straight
- steel web grating

Sports facilities
Clamp stone
for edging of synthetic turf playing fields



Two highly functional and easy to install clamping systems for edging synthetic turf laid in the classic manner are available in the form of the ANRIN SPORT clamping stone made of polymer concrete and the ANRIN SPORT clamping rail made of galvanised stainless steel offer. The artificial turf is aligned in the clamping slot by means of the corresponding gripping rail and fixed by driving in the plastic wedges. Clamping block and clamping rail are suitable for combination with paving stones, edge plates and drainage channels. It is installed in a concrete foundation.

ANRIN SPORT clamping block and clamping rail for artificial turf pitches	
Clamp stone with 5 cm concrete edge, polymer brown	Art. 04435000
Mitre cut on clamping block for 90° corners or clamping rail	Art. 01307600

Product specifications	Clamp stone with concrete edge
Material	Resin concrete
Length	100 cm
Width	10.0 cm
Height	20.0 cm
Weight	21.1 kg



ANRIN SPORT clamping set
for clamping the artificial turf in the ANRIN SPORT clamping system consisting of plastic wedges and U-rails. Four plastic wedges and two U-rails are required per running meter of clamping system.

Area of application
rectangular synthetic turf pitches with adjacent areas at the same height



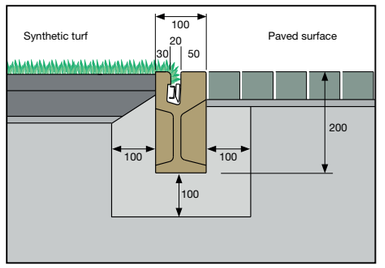

Sports facilities
Clamp rail
for edging of synthetic turf playing fields



Two highly functional and easy to install clamping systems for edging synthetic turf laid in the classic manner are available in the form of the ANRIN SPORT clamping stone made of polymer concrete and the ANRIN SPORT clamping rail made of galvanised stainless steel offer. The artificial turf is aligned in the clamping slot by means of the corresponding gripping rail and fixed by driving in the plastic wedges. Clamping block and clamping rail are suitable for combination with paving stones, edge plates and drainage channels. It is installed in a concrete foundation.

ANRIN SPORT clamping block and clamping rail for synthetic turf pitches	
Clamping rail, galvanised steel, with 4 anchors, length = 200 cm	Art. 04436000
Clamping set consisting of 4 plastic wedges, 2 gripping rails each 48 cm per running meter	-
Mitre cut on clamping block or clamping rail for 90° corners	Art. 01307600

Product specifications	Clamping rail
Material	Galvanised steel
Length	200 cm
Width	3.2 cm
Height	6.0 cm
Weight	7.0 kg



ANRIN SPORT clamping set
for clamping the artificial turf in the ANRIN SPORT clamping system consisting of plastic wedges and U-rails. Four plastic wedges and two U-rails are required per running meter of clamping system.

Area of application
rectangular synthetic turf pitches with adjacent areas at the same height



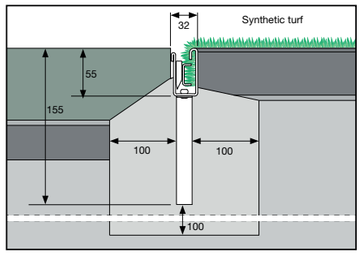

Sports facilities
Soft edge block
for edging of tracks, playing fields and long jump pits





ANRIN SPORT soft edge blocks made of polymer concrete with EPDM rubber profile in black or white are particularly suitable for edging of running tracks, for demarcation of playing fields against segment areas and for edging of jumping pits or throwing pits.
The rubber profile is cast in polymer concrete and offers maximum active safety thanks to the elasticity of the material and the rounded edges. Widths of 5 cm for running track boundaries, over 6 cm for jumping pits and beach volleyball courts, up to 10 cm for shot put facilities and installation heights from 20 to 40 cm offer a variety of individual construction and design options.

Product specifications	Soft edge block	Length compensation	Corner piece
Material	Polymer concrete	Polymer concrete	Polymer concrete
Length	100 cm	50 cm	25 x 25 cm
Width	5.0 / 6.0 / 10.0 cm	6.0 cm	6.0 cm
Height	20.0 / 25.0 / 30.0 / 40.0 cm	30.0 / 40.0 cm	30.0 / 40.0 cm
Weight	12.5 - 33.8 kg	10.0 / 11.1 kg	11.0 / 12.1 kg

Installation example

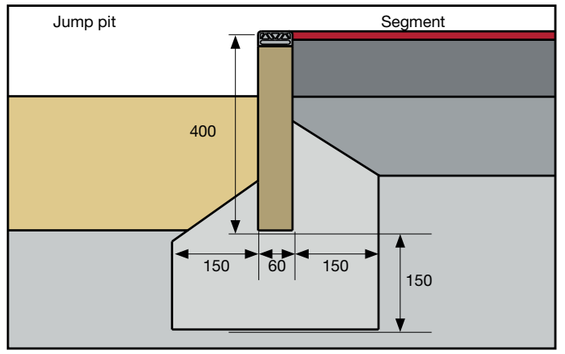

Area of application



Area of application
outer and inner **running track boundaries**
Segmentation of playing fields
Edging for jumping pits and shot-put installations
Edging for beach volleyball fields

Soft edge blocks	L = 100 cm	L = 50 cm	Corner piece	Operation area
6/40 white 6/40 black	04521000 04501000	04521100 04501100	04521200 04501200	Long jump and triple jump
6/30 white 6/30 black	04522000 04502000	04522100 04502100	04522200 04502200	Long jump and triple jump
6/25 white 6/25 black	04523000 04503000	-	-	Edging for running tracks and playing fields
6/20 white 6/20 black	04524000 04504000	-	-	Edging for running tracks and playing fields
5/25 white 5/25 black	04526000 04506000	-	-	Edging for running tracks and playing fields
5/20 white 5/20 black	04527000 04507000	-	-	Edging for running tracks and playing fields
10/25 black 10/40 black	04509500 04508000	-	-	Shot put, beach volleyball Shot put, beach volleyball

Installation instructions

ANRIN SPORT soft edge block for running track edging, playing fields and long jump pits
For more than 40 years, ANRIN has dedicated itself to drainage technology in sports construction with innovation, expertise and success. ANRIN introduced and developed pioneering systems such as screwless synthetic turf clamping.
Drainage of arenas, demarcation of running tracks and the bordering of shot-putting areas and jumping pits complete the ANRIN SPORT product range. All ANRIN SPORT components comply with the requirements of the IAAF, the International Amateur Athletic Federation, for the construction of running tracks and playing fields and DIN 18035 for drainage of sports fields.

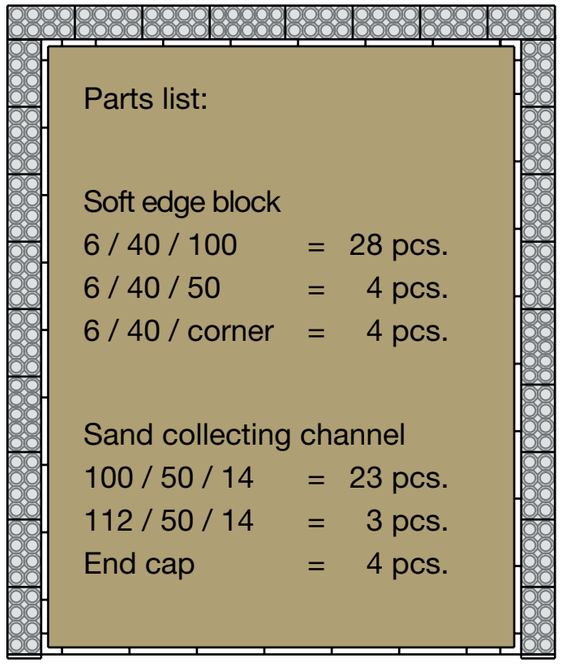

Laying plan
for edging for long jump
using the example of a pit with
of 9.00 x 7.00 m

Sports facilities
Sand collecting channel
for collecting sand from long jump pits



The ANRIN SPORT sand collecting channel consists of a polymer concrete trough with surrounding steel edge and a cover made of steel meshed grating with a rubber honeycomb mat on top. To separate the sand pit from plastic-coated adjacent areas, single or double row installation is recommended. This prevents excessive soiling of the plastic coating.

Product specifications	Sand collecting channel	Length compensation	End wall
Material	Polymer concrete	Polymer concrete	Polymer concrete
Length	100 cm	67,0 und 112,0 cm	-
Width	50 cm	50 cm	50 cm
Height	14.0 cm	14.0 cm	14.0 cm
Weight	43.0 kg	48.0 kg	2.9 kg

Installation example

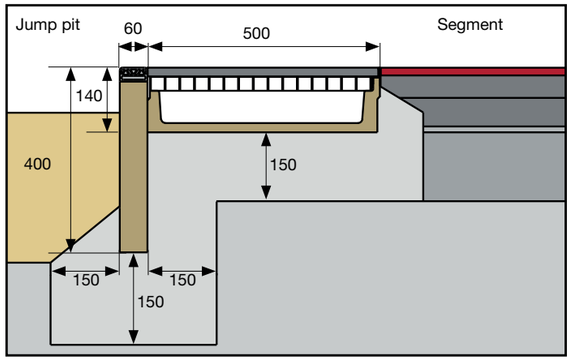

Area of application



Area of application
Sand collecting channel for the collection of sand from long jump pits

ANRIN SPORT Sand collecting channel	
Channel with steel edge and rubber mat on steel grating, L = 100 cm	Art. 04571000
Channel with steel edge and rubber mat on steel grating, L = 112 cm	Art. 04572000
Channel with steel edge and rubber mat on steel grating, L = 67 cm	Art. 04571670
End wall with steel edge	Art. 04573000

Laying instructions

ANRIN SPORT sand collecting channel for the collection of sand from long jump pits
For more than 40 years, ANRIN has dedicated itself to drainage technology in sports construction with innovation, expertise and success. ANRIN introduced and developed pioneering systems such as screwless synthetic turf clamping.
Drainage of arenas, demarcation of running tracks and the bordering of shot-putting areas and jumping pits complete the ANRIN SPORT product range. All ANRIN SPORT components comply with the requirements of the IAAF, the International Amateur Athletic Federation, for the construction of running tracks and playing fields and DIN 18035 for drainage of sports fields.

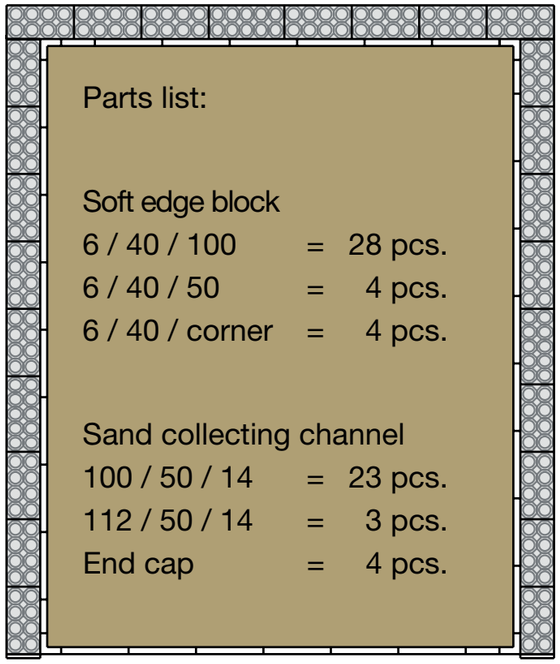

Laying plan
for edging for long jump using the example of a pit with clear dimensions of 9.00 x 7.00 m.

Sports facilities
Cable distribution shafts
to the fixed and temporary cabling of sports facilities





ANRIN SPORT cable distribution shafts organise the fixed and temporary cabling of sports facilities. Connected to conduits underneath the running tracks and playing fields, they allow for the trouble-free operation of power, data and multimedia networks. The polymer concrete shaft body has a surrounding steel frame and is shaped on all sides for empty pipes. The open bottom is provided with dry packing. The cover holds an installation panel for holding the plug connections and has an opening with cable strain relief.

Product specifications	Cable distribution shafts	Cover coatable	Checker plate
Material	Polymer concrete	Galvanised steel	Galvanised steel
Length	60.0 cm	60.0 cm	60.0 cm
Width	60.0 cm	60.0 cm	60.0 cm
Height	60.0 cm	-	-
Weight	57.0 kg	-	-

Area of application



Area of application
Fixed and temporary cabling of sports facilities

ANRIN SPORT Cable distribution shaft	
Cable distribution shaft, without bottom, with steel frame and preforms on all sides DA/OD 110/160	Art. 04611000
Cover for cable distribution shaft, galvanised steel, can be coated on site	Art. 04613010
Cover for cable distribution shaft, galvanised steel, checker plate	Art. 04613020

Installation instructions

ANRIN SPORT cable distribution shaft for fixed and temporary cabling of sports facilities
For more than 40 years, ANRIN has dedicated itself to drainage technology in sports construction with innovation, expertise and success. ANRIN introduced and developed pioneering systems such as screwless synthetic turf clamping.
Drainage of arenas, demarcation of running tracks and the bordering of shot-putting areas and jumping pits complete the ANRIN SPORT product range. All ANRIN SPORT components comply with the requirements of the IAAF, the International Amateur Athletic Federation, for the construction of running tracks and playing fields and DIN 18035 for drainage of sports fields.

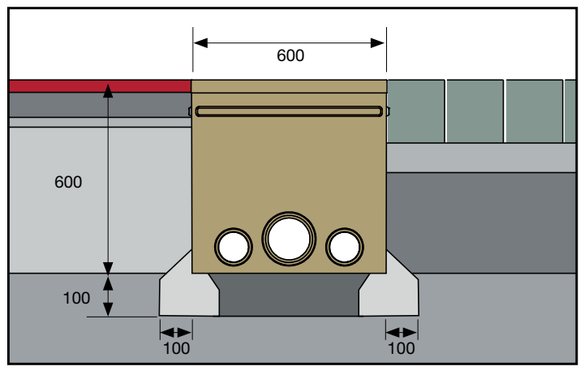

ANRIN SPORT cable distribution shaft
- steel frame
- preforms on all sides DA/OD 110/160
- galvanised steel cover
  - as checker plate
  - for on-site coating with synthetic turf/plastic surfacing

The ANRIN drainage systems at a glance

	System	KE-100	KC-100	KE-150	KE-200	KF-100	SF-100	SF-150	SF-200	SF-300	Z-100	Z-150	Point inlet	Sump unit	SELF	SPORT
Application	House, yard and garden	●	●			●					●	●	●		●	
	Gardening and landscaping	●	●	●	●	●	●	●	●	●	●	●	●	●	●	●
	Footpaths and cycle paths	●	●	●	●	●	●	●	●	●	●	●	●	●		
	Pedestrian zones	●	●	●	●	●	●	●	●	●	●	●	●	●		
	Schoolyards	●	●	●	●	●	●	●	●	●	●	●	●	●		
	Train platforms	●	●	●	●	●	●	●	●	●	●	●		●		
	Parking areas	●	●	●	●	●	●	●	●	●	●	●		●		
	Parking buildings	●	●	●	●	●	●									
	Road edge drainage	●	●	●	●	●	●	●	●	●	●	●		●		
	Longitudinal drainage of roads						●	●	●	●						
	Industrial areas with heavy goods traffic	●		●	●	●	●	●	●	●				●		
	Port facilities	●		●	●	●	●	●	●	●				●		
	Airports						●	●	●	●				●		
	Container handling sites	●		●	●	●	●	●	●	●				●		
	Petrol stations according to WHG						●	●	●	●						
	LAU systems according to WHG						●	●	●	●						
	Truck parking spaces	●		●	●	●	●	●	●	●				●		
	Playgrounds	●	●	●	●	●					●	●	●	●		●
	Sports facilities	●	●	●	●	●	●	●	●	●	●	●	●	●	●	●
Channel material	Polymer concrete	●	●	●	●	●	●	●	●	●	●	●	●	●	●	●
	Plastic														●	
Channel edge material	Steel frame, galvanised	●	●	●	●											
	Steel frame, stainless steel	●		●	●											
	Cast frame					●	●	●	●	●			●	●	●	
Load class	Class **A15** (test force 15 kN)	●	●	●	●	●	●	●	●	●	●	●	●	●	●	
	Class **B125** (test force 125 kN)	●	●	●	●	●	●	●	●	●	●	●	●	●	●	
	Class **C250** (test force 250 kN)	●	●	●	●	●	●	●	●	●	●	●	●	●		
	Class **D400** (test force 400 kN)	●		●	●	●	●	●	●	●	●	●		●		
	Class **E600** (test force 600 kN)	●		●	●	●	●	●	●	●				●		
	Class **F900** (test force 900 kN)						●	●	●	●				●		
Nominal width	100 mm	●	●			●	●				●				●	●
	150 mm			●				●				●			●	
	200 mm				●				●						●	
	300 mm									●			●	●		
Gradient type	Water level gradient	●	●	●	●	●	●	●	●	●	●	●			●	●
	Step gradient	●		●	●	●	●	●	●							
	Own gradient 0.5%	●		●		●	●	●	●		●	●				
Joining technology	Tongue and groove system														●	●
	Unilink joint, independent of direction	●	●	●	●	●	●	●	●	●	●	●		●	●	
Closure technology	TwistLock	●	●			●										●
	SnapLock, self-closing			●	●											
	RapidLock, self-closing						●	●	●	●				●		

Load classes and assigned traffic areas according to DIN 19580 / EN 1433

Load classes	Application area	KE-100	KC-100	KE-150	KE-200	KF-100	SF-100	SF-150	SF-200	SF-300	SOLID BLOCK	Z-100	Z-150
A15 Test force 15 kN	Cycleways and footpaths	●	●	●	●	●	●	●	●	●	●	●	●
	Schoolyards	●	●	●	●	●	●	●	●	●	●	●	●
	Green spaces, gardening and landscaping	●	●	●	●	●	●	●	●	●	●	●	●
B125 Test force 125 kN	Footpaths, pedestrian zones	●	●	●	●	●	●	●	●	●	●	●	●
	Car parking areas, parking decks	●	●	●	●	●	●	●	●	●	●	●	●
	Garage entrances, yard areas	●	●	●	●	●	●	●	●	●	●	●	●
C250 Test force 250 kN	Road edge drainage	●	●	●	●	●	●	●	●	●	●	●	●
	Guide and side strips	●	●	●	●	●	●	●	●	●	●	●	●
D400* Test force 400 kN	Roads	●		●	●	●	●	●	●	●	●	●	●
	Parking areas, federal motorway parking areas	●		●	●	●	●	●	●	●	●	●	●
	Pedestrian streets	●		●	●	●	●	●	●	●	●	●	●
E600* Test force 600 kN	Traffic routes in industrial areas	●		●	●	●	●	●	●	●	●		
	Areas with high wheel loads	●		●	●	●	●	●	●	●	●		
	private traffic areas	●		●	●	●	●	●	●	●	●		
F900* Test force 900 kN	Special areas, e.g.						●	●	●	●	●		
	aircraft operating areas						●	●	●	●	●		

ANRIN
LEADING WATER

ANRIN GmbH
Siemensstr. 1
59609 Anröchte
Germany

+49 (0) 29 47.97 81-0
www.anrin.com
info@anrin.com